

## Disbursement Claim for Measure Z Funds

Disbursement Claim #: 2019-04      Claim Submission Date: 05/17/19

### Request Details

Invoice Date or Date Range (if multiple invoices)	Approved Monthly Budget Covering Invoiced Month(s)	Budget Line Item	General Ledger Account No. and Description	Amount Requested
04/01/19- 04/30/19	\$266,400.18		Animal Dept. Salary & Benefits	12/ \$252,043.48
04/01/19- 04/30/19	\$32,200.70		Veterinary Dept. Salary & Benefits	14/ \$32,081.89
04/01/19- 04/30/19	\$28,336.00		Animal Feed	16/ \$35,634.30
04/01/19- 04/30/19	\$50,0000.00		Utilities	39/ \$50,533.91
04/01/19- 04/30/19	\$6,000.000		Exhibit Maint & Renovations	32/ \$875.00
04/01/19- 04/30/19	\$6,500.00		Water Quality Supplies	38/ \$3,682.82
			Wire Fee	\$10.00
	\$389,436.88			
			Subtotal	\$374,861.40
			Less Wire Fee	-\$10.00
			TOTAL AMOUNT REQUESTED	\$374,851.40

\$ 252,043.48
\$ 32,081.89
\$ 35,634.30
\$ 50,533.91
\$ 875.00
\$ 3,682.82
\$ 10.00
\$ (10.00)
<b>\$ 374,851.40</b>

Capital Claim contingency usage, or Operations Claim budget variance explanation:

Fresno's Chaffee Zoo Corporation Measure Z Operational Reconciliation of Claims to Budget January - December 2018

	Animal Salary	Veterinary Salary	Animal Feed	Utilities	Exhibit Maint & Renovations	Water Quality Supplies	Wire Fees	Adjustment	Claim Total
2019-01	\$278,088.19	\$32,853.73	\$22,543.99	\$10,971.39	\$5,223.14	\$6,113.05	\$10.00		\$355,803.49
2019-02	\$263,228.68	\$31,784.52	\$31,475.06	\$57,286.07	\$2,166.00	\$3,404.19	\$10.00		\$389,354.52
2019-03	\$367,205.27	\$45,449.69	\$20,591.61	\$104,930.16	\$634.86	\$2,676.80	\$10.00		\$541,498.39
2019-04	\$252,043.48	\$32,081.89	\$35,634.30	\$50,533.91	\$875.00	\$3,682.82	\$10.00		\$374,861.40
									\$0.00
									\$0.00
									\$0.00
									\$0.00
									\$0.00
									\$0.00
									\$0.00
									\$0.00
Total	\$1,160,565.62	\$142,169.83	\$110,244.96	\$223,721.53	\$8,899.00	\$15,876.86	\$40.00	\$0.00	\$1,661,517.80

Less wire fees: -\$40.00

<b>Total</b>	<b>\$1,661,477.80</b>
--------------	-----------------------

2019 Budget	\$3,410,000.00	\$410,000.00	\$450,000.00	\$615,910.00	\$116,000.00	\$87,700.00	\$120.00	\$5,089,730.00
Increase to Budget	\$0.00	\$0.00	\$0.00	\$0.00	\$0.00	\$0.00	\$0.00	\$0.00
Carryover from prior yr	\$0.00	\$0.00	\$0.00	\$0.00	\$0.00	\$0.00	\$0.00	\$0.00
Spent YTD	<u>\$1,160,565.62</u>	<u>\$142,169.83</u>	<u>\$110,244.96</u>	<u>\$223,721.53</u>	<u>\$8,899.00</u>	<u>\$15,876.86</u>	<u>\$40.00</u>	<u>\$1,661,517.80</u>
Funds remaining	\$2,249,434.38	\$267,830.17	\$339,755.04	\$392,188.47	\$107,101.00	\$71,823.14	\$80.00	\$3,428,212.20

# Fresno's Chaffee Zoo Corporation

## Income Statement

April 2019

	2019 Budget	April Budget	April Measure Z	April Actual	YTD Budget	YTD Measure Z	YTD Actual
<b>REVENUE</b>							
<b>Self-Generated Revenue</b>							
Admissions							
Admissions	\$0.00	\$0.00	\$0.00	\$0.00	\$0.00	\$0.00	\$0.00
Admissions-Special Events	\$0.00	\$0.00	\$0.00	\$0.00	\$0.00	\$0.00	\$0.00
Admissions-Visitor Services	\$4,967,551.00	\$659,148.00	\$0.00	\$716,834.09	\$1,726,074.00	\$0.00	\$1,644,025.39
Admissions-Special Exhibit	\$570,000.00	\$0.00	\$0.00	\$0.00	\$0.00	\$0.00	\$0.00
Combo Tickets - Adults	\$0.00	\$0.00	\$0.00	\$0.00	\$0.00	\$0.00	\$0.00
Combo Tickets - Child/Senior	\$0.00	\$0.00	\$0.00	\$0.00	\$0.00	\$0.00	\$0.00
Over and Under	\$0.00	\$0.00	\$0.00	\$0.00	\$0.00	\$0.00	\$0.00
Over and Under-Visitor Services	\$0.00	\$0.00	\$0.00	(\$138.69)	\$0.00	\$0.00	\$66.09
Total Admissions	\$5,537,551.00	\$659,148.00	\$0.00	\$716,695.40	\$1,726,074.00	\$0.00	\$1,644,091.48
Adopt an Animal							
Adopt An Animal	\$0.00	\$0.00	\$0.00	\$0.00	\$0.00	\$0.00	\$0.00
Adopt An Animal-Development	\$21,000.00	\$610.00	\$0.00	\$540.00	\$10,443.00	\$0.00	\$7,790.00
Adopt An Animal-Development-Restrict	\$0.00	\$0.00	\$0.00	\$520.00	\$0.00	\$0.00	\$7,565.00
Total Adopt an Animal	\$21,000.00	\$610.00	\$0.00	\$1,060.00	\$10,443.00	\$0.00	\$15,355.00
Education							
After School Programs	\$0.00	\$0.00	\$0.00	\$0.00	\$0.00	\$0.00	\$0.00
After School Programs-Education	\$0.00	\$0.00	\$0.00	\$0.00	\$0.00	\$0.00	\$0.00
Annual Dues	\$0.00	\$0.00	\$0.00	\$0.00	\$0.00	\$0.00	\$0.00
Annual Dues-Education	\$0.00	\$0.00	\$0.00	\$0.00	\$0.00	\$0.00	\$0.00
Annual Dues-Volunteer	\$0.00	\$0.00	\$0.00	\$0.00	\$0.00	\$0.00	\$2,140.00
Camp Scholarships	\$0.00	\$0.00	\$0.00	\$0.00	\$0.00	\$0.00	\$0.00
Camp Scholarships-Education	\$0.00	\$0.00	\$0.00	\$0.00	\$0.00	\$0.00	\$0.00
Class Fees	\$0.00	\$0.00	\$0.00	\$0.00	\$0.00	\$0.00	\$0.00
Class Fees-Education	\$0.00	\$0.00	\$0.00	\$0.00	\$0.00	\$0.00	\$0.00
Class Fees-Volunteer	\$0.00	\$0.00	\$0.00	\$0.00	\$0.00	\$0.00	\$0.00
Cookbook Sales	\$0.00	\$0.00	\$0.00	\$0.00	\$0.00	\$0.00	\$0.00

# Fresno's Chaffee Zoo Corporation

## Income Statement

April 2019

	2019 Budget	April Budget	April Measure Z	April Actual	YTD Budget	YTD Measure Z	YTD Actual
Cookbook Sales-Volunteer	\$0.00	\$0.00	\$0.00	\$0.00	\$0.00	\$0.00	\$0.00
Docent Activities	\$0.00	\$0.00	\$0.00	\$0.00	\$0.00	\$0.00	\$0.00
Docent Activities-Volunteer	\$0.00	\$0.00	\$0.00	\$90.00	\$0.00	\$0.00	\$3,690.00
Education-General Income	\$0.00	\$0.00	\$0.00	\$0.00	\$0.00	\$0.00	\$0.00
Education-General Income-Education	\$0.00	\$0.00	\$0.00	\$0.00	\$0.00	\$0.00	\$0.00
Docent Fundraising Income	\$0.00	\$0.00	\$0.00	\$0.00	\$0.00	\$0.00	\$0.00
Docent Fundraising Income-Volunteer	\$0.00	\$0.00	\$0.00	\$0.00	\$0.00	\$0.00	\$0.00
Grants	\$0.00	\$0.00	\$0.00	\$0.00	\$0.00	\$0.00	\$0.00
Grants-Education	\$0.00	\$0.00	\$0.00	\$0.00	\$0.00	\$0.00	\$0.00
Junior University Income	\$0.00	\$0.00	\$0.00	\$0.00	\$0.00	\$0.00	\$0.00
Junior University Income-Education	\$0.00	\$0.00	\$0.00	\$0.00	\$0.00	\$0.00	\$0.00
Overnight Income	\$0.00	\$0.00	\$0.00	\$0.00	\$0.00	\$0.00	\$0.00
Overnight Income-Education	\$0.00	\$0.00	\$0.00	\$3,600.00	\$0.00	\$0.00	\$5,680.00
Scout Guide-Education	\$0.00	\$0.00	\$0.00	\$1,042.00	\$0.00	\$0.00	\$2,480.00
Service Income	\$0.00	\$0.00	\$0.00	\$0.00	\$0.00	\$0.00	\$0.00
Service Income-Education	\$0.00	\$0.00	\$0.00	\$0.00	\$0.00	\$0.00	\$0.00
Service Income-Volunteer	\$0.00	\$0.00	\$0.00	\$0.00	\$0.00	\$0.00	\$0.00
Teacher Resource Guide Income	\$0.00	\$0.00	\$0.00	\$0.00	\$0.00	\$0.00	\$0.00
Teacher Training Workshop Income	\$0.00	\$0.00	\$0.00	\$0.00	\$0.00	\$0.00	\$0.00
Teacher Training Workshop Income-Edu.	\$0.00	\$0.00	\$0.00	\$0.00	\$0.00	\$0.00	\$0.00
Trip Income	\$0.00	\$0.00	\$0.00	\$0.00	\$0.00	\$0.00	\$0.00
Trip Income-Education	\$0.00	\$0.00	\$0.00	\$0.00	\$0.00	\$0.00	\$0.00
Trip Income-Volunteer	\$0.00	\$0.00	\$0.00	\$0.00	\$0.00	\$0.00	\$0.00
Uniform Income	\$0.00	\$0.00	\$0.00	\$0.00	\$0.00	\$0.00	\$0.00
Uniform Income-Volunteer	\$0.00	\$0.00	\$0.00	\$0.00	\$0.00	\$0.00	\$1,145.00
Wild Connections Lab Income	\$0.00	\$0.00	\$0.00	\$0.00	\$0.00	\$0.00	\$0.00
Wild Connections Lab Income-Education	\$0.00	\$0.00	\$0.00	\$10,001.00	\$0.00	\$0.00	\$22,677.50
Zoo Adventures Camp Income	\$0.00	\$0.00	\$0.00	\$0.00	\$0.00	\$0.00	\$0.00
Zoo Adventures Camp Income-Education	\$0.00	\$0.00	\$0.00	\$20,893.00	\$0.00	\$0.00	\$26,513.50
Zoo Boo Haunted House Income	\$0.00	\$0.00	\$0.00	\$0.00	\$0.00	\$0.00	\$0.00
Zoo Preview Income	\$0.00	\$0.00	\$0.00	\$0.00	\$0.00	\$0.00	\$0.00

# Fresno's Chaffee Zoo Corporation

## Income Statement

April 2019

	2019 Budget	April Budget	April Measure Z	April Actual	YTD Budget	YTD Measure Z	YTD Actual
Zoo Preview Income-Volunteer	\$0.00	\$0.00	\$0.00	\$735.00	\$0.00	\$0.00	\$1,077.00
Zoo School Income	\$0.00	\$0.00	\$0.00	\$0.00	\$0.00	\$0.00	\$0.00
Zoo Talks Income	\$0.00	\$0.00	\$0.00	\$0.00	\$0.00	\$0.00	\$0.00
Zoo Talks Income-Education	\$0.00	\$0.00	\$0.00	\$550.00	\$0.00	\$0.00	\$550.00
Zoopeteer Income	\$0.00	\$0.00	\$0.00	\$0.00	\$0.00	\$0.00	\$0.00
Zoopeteer Income-Education	\$0.00	\$0.00	\$0.00	\$0.00	\$0.00	\$0.00	\$0.00
Zoopeteer Income-Volunteer	\$0.00	\$0.00	\$0.00	\$0.00	\$0.00	\$0.00	\$0.00
Camp Scholarships-Res	\$0.00	\$0.00	\$0.00	\$0.00	\$0.00	\$0.00	\$0.00
Camp Scholarships-Res-Education	\$0.00	\$0.00	\$0.00	\$45.05	\$0.00	\$0.00	\$45.05
Grants-Res	\$0.00	\$0.00	\$0.00	\$0.00	\$0.00	\$0.00	\$0.00
Grants-Res-Education	\$0.00	\$0.00	\$0.00	\$0.00	\$0.00	\$0.00	\$0.00
Grants-Res-Volunteer	\$0.00	\$0.00	\$0.00	\$0.00	\$0.00	\$0.00	\$0.00
Grants-Perm	\$0.00	\$0.00	\$0.00	\$0.00	\$0.00	\$0.00	\$0.00
Tour Income	\$0.00	\$0.00	\$0.00	\$0.00	\$0.00	\$0.00	\$0.00
Tour Income-Volunteer	\$8,550.00	\$1,500.00	\$0.00	\$890.00	\$3,300.00	\$0.00	\$1,468.00
Tot Time Income	\$0.00	\$0.00	\$0.00	\$0.00	\$0.00	\$0.00	\$0.00
Tot Time Income-Education	\$9,500.00	\$800.00	\$0.00	\$1,834.00	\$3,200.00	\$0.00	\$6,897.00
Zoomobile Income	\$0.00	\$0.00	\$0.00	\$0.00	\$0.00	\$0.00	\$0.00
Zoomobile Income-Education	\$44,500.00	\$6,000.00	\$0.00	\$7,297.84	\$20,500.00	\$0.00	\$20,362.64
Behind the Scenes-Education	\$0.00	\$0.00	\$0.00	\$0.00	\$0.00	\$0.00	\$0.00
Facility Rental-Education	\$5,000.00	\$500.00	\$0.00	\$400.00	\$1,600.00	\$0.00	\$1,550.00
Miscellaneous Income-Education	\$0.00	\$0.00	\$0.00	\$0.00	\$0.00	\$0.00	\$0.00
Uniform-Teen Payment- Volunteer	\$0.00	\$0.00	\$0.00	\$0.00	\$0.00	\$0.00	\$0.00
<b>Total Education</b>	<b>\$67,550.00</b>	<b>\$8,800.00</b>	<b>\$0.00</b>	<b>\$47,377.89</b>	<b>\$28,600.00</b>	<b>\$0.00</b>	<b>\$96,275.69</b>
<b>Food Services</b>							
Concessions Commission	\$708,050.00	\$100,300.00	\$0.00	\$116,466.55	\$262,650.00	\$0.00	\$249,761.32
Concessions Commission-Administratior	\$0.00	\$0.00	\$0.00	\$0.00	\$0.00	\$0.00	\$0.00
Concessions Commission-Special Exhibit	\$164,000.00	\$0.00	\$0.00	\$0.00	\$0.00	\$0.00	\$0.00
Concessions Commission-Development	\$0.00	\$0.00	\$0.00	\$0.00	\$0.00	\$0.00	\$0.00
Concessions-Script	\$0.00	\$0.00	\$0.00	\$240.00	\$0.00	\$0.00	\$240.00

# Fresno's Chaffee Zoo Corporation

## Income Statement

April 2019

	2019 Budget	April Budget	April Measure Z	April Actual	YTD Budget	YTD Measure Z	YTD Actual
Total Food Services	\$872,050.00	\$100,300.00	\$0.00	\$116,706.55	\$262,650.00	\$0.00	\$250,001.32
Gift Shop							
Gift Shop Income	\$466,480.00	\$66,080.00	\$0.00	\$0.00	\$173,040.00	\$0.00	(\$91,851.36)
Gift Shop Income-Special Exhibit	\$102,500.00	\$0.00	\$0.00	\$0.00	\$0.00	\$0.00	\$0.00
Gift Shop Commission	\$0.00	\$0.00	\$0.00	\$76,715.61	\$0.00	\$0.00	\$260,418.33
Gift Shop Commission-Administration	\$0.00	\$0.00	\$0.00	\$0.00	\$0.00	\$0.00	\$0.00
Total Gift Shop	\$568,980.00	\$66,080.00	\$0.00	\$76,715.61	\$173,040.00	\$0.00	\$168,566.97
Giraffe Feeding							
Giraffe Feeding Income	\$0.00	\$0.00	\$0.00	\$0.00	\$0.00	\$0.00	\$0.00
Giraffe Feeding Income-Education	\$582,000.00	\$75,405.00	\$0.00	\$87,829.00	\$191,417.00	\$0.00	\$196,963.00
Giraffe Feeding Income-Visitor Services	\$0.00	\$0.00	\$0.00	\$0.00	\$0.00	\$0.00	\$0.00
Total Giraffe Feeding	\$582,000.00	\$75,405.00	\$0.00	\$87,829.00	\$191,417.00	\$0.00	\$196,963.00
Grants/Fundraising							
Annual Fund	\$0.00	\$0.00	\$0.00	\$0.00	\$0.00	\$0.00	\$0.00
Conservation Income-Animal	\$0.00	\$0.00	\$0.00	\$0.00	\$0.00	\$0.00	\$0.00
Conservation Income-Development	\$0.00	\$0.00	\$0.00	\$1,709.36	\$0.00	\$0.00	\$4,719.12
Conservation Income-Education	\$0.00	\$0.00	\$0.00	\$0.00	\$0.00	\$0.00	\$0.00
Conservation Income-Veterinary	\$0.00	\$0.00	\$0.00	\$20.00	\$0.00	\$0.00	\$20.00
Conservation Income	\$0.00	\$0.00	\$0.00	\$0.00	\$0.00	\$0.00	\$0.00
Donations	\$0.00	\$0.00	\$0.00	\$0.00	\$0.00	\$0.00	\$0.00
Donations-Marketing	\$0.00	\$0.00	\$0.00	\$0.00	\$0.00	\$0.00	\$0.00
Donations-Development	\$350,000.00	\$25,000.00	\$0.00	\$3,515.42	\$150,000.00	\$0.00	\$22,586.39
Donations-Special Events	\$0.00	\$0.00	\$0.00	\$0.00	\$0.00	\$0.00	\$0.00
Donations-Education	\$3,000.00	\$250.00	\$0.00	\$0.00	\$1,000.00	\$0.00	\$178.05
Donations-Volunteer	\$0.00	\$0.00	\$0.00	\$0.00	\$0.00	\$0.00	\$0.00
In-Kind Contributions	\$0.00	\$0.00	\$0.00	\$0.00	\$0.00	\$0.00	\$0.00
In-Kind Contributions-Development	\$0.00	\$0.00	\$0.00	\$0.00	\$0.00	\$0.00	\$0.00
In-Kind Contributions - Volunteer	\$0.00	\$0.00	\$0.00	\$0.00	\$0.00	\$0.00	\$0.00

# Fresno's Chaffee Zoo Corporation

## Income Statement

April 2019

	2019 Budget	April Budget	April Measure Z	April Actual	YTD Budget	YTD Measure Z	YTD Actual
New Sea Lion Exhibit Fundraising Income	\$0.00	\$0.00	\$0.00	\$0.00	\$0.00	\$0.00	\$0.00
Annual Fund-Res	\$0.00	\$0.00	\$0.00	\$0.00	\$0.00	\$0.00	\$0.00
Conservation Income-Res-Development	\$0.00	\$0.00	\$0.00	\$60.15	\$0.00	\$0.00	\$772.15
Conservation Income-Res-Veterinary	\$0.00	\$0.00	\$0.00	\$0.00	\$0.00	\$0.00	\$0.00
Donations-Res	\$0.00	\$0.00	\$0.00	\$0.00	\$0.00	\$0.00	\$0.00
Donations-Res-Marketing	\$0.00	\$0.00	\$0.00	\$0.00	\$0.00	\$0.00	\$0.00
Donations-Res-Development	\$0.00	\$0.00	\$0.00	\$2,514.78	\$0.00	\$0.00	\$34,349.78
Donations-Res-Education	\$0.00	\$0.00	\$0.00	\$0.00	\$0.00	\$0.00	\$0.00
Donations-Res-Veterinary	\$0.00	\$0.00	\$0.00	\$0.00	\$0.00	\$0.00	\$0.00
In-Kind Contributions-Res	\$0.00	\$0.00	\$0.00	\$0.00	\$0.00	\$0.00	\$0.00
New Sea Lion Exhibit Fundraising Income	\$0.00	\$0.00	\$0.00	\$0.00	\$0.00	\$0.00	\$0.00
Donations-Perm	\$0.00	\$0.00	\$0.00	\$0.00	\$0.00	\$0.00	\$0.00
Donations-Perm-Education	\$0.00	\$0.00	\$0.00	\$0.00	\$0.00	\$0.00	\$0.00
Docent Education Fund-Perm	\$0.00	\$0.00	\$0.00	\$0.00	\$0.00	\$0.00	\$0.00
Sponsorships	\$0.00	\$0.00	\$0.00	\$0.00	\$0.00	\$0.00	\$0.00
Sponsorships-Development	\$100,000.00	\$0.00	\$0.00	\$0.00	\$0.00	\$0.00	\$0.00
Sponsorships-Res	\$0.00	\$0.00	\$0.00	\$0.00	\$0.00	\$0.00	\$0.00
Sponsorships-Res-Development	\$0.00	\$0.00	\$0.00	\$0.00	\$0.00	\$0.00	\$0.00
Pay Loader Kiddie Ride-Development	\$0.00	\$0.00	\$0.00	\$0.00	\$0.00	\$0.00	\$0.00
Pay Loader Ride-Africa-Res-Development	\$0.00	\$0.00	\$0.00	\$0.00	\$0.00	\$0.00	\$0.00
<b>Total Grants/Fundraising</b>	<b>\$453,000.00</b>	<b>\$25,250.00</b>	<b>\$0.00</b>	<b>\$7,819.71</b>	<b>\$151,000.00</b>	<b>\$0.00</b>	<b>\$62,625.49</b>
<b>Group Event/Facility Rental</b>							
Facility Rental	\$0.00	\$0.00	\$0.00	\$0.00	\$0.00	\$0.00	\$0.00
Facility Rental-Special Events	\$573,000.00	\$43,000.00	\$0.00	\$20,383.23	\$106,000.00	\$0.00	\$85,324.18
<b>Total Group Event/Facility Rental</b>	<b>\$573,000.00</b>	<b>\$43,000.00</b>	<b>\$0.00</b>	<b>\$20,383.23</b>	<b>\$106,000.00</b>	<b>\$0.00</b>	<b>\$85,324.18</b>
<b>Membership</b>							
Corporate Membership	\$0.00	\$0.00	\$0.00	\$0.00	\$0.00	\$0.00	\$0.00
Membership Income	\$0.00	\$0.00	\$0.00	\$0.00	\$0.00	\$0.00	\$0.00
Membership Income-Membership	\$1,616,351.00	\$185,940.00	\$0.00	\$220,119.65	\$595,008.00	\$0.00	\$620,596.65

# Fresno's Chaffee Zoo Corporation

## Income Statement

April 2019

	2019 Budget	April Budget	April Measure Z	April Actual	YTD Budget	YTD Measure Z	YTD Actual
Membership Income-Special Exhibit	\$100,000.00	\$15,000.00	\$0.00	\$660.00	\$15,000.00	\$0.00	\$660.00
Total Membership	\$1,716,351.00	\$200,940.00	\$0.00	\$220,779.65	\$610,008.00	\$0.00	\$621,256.65
Special Events							
Boutique Sales	\$0.00	\$0.00	\$0.00	\$0.00	\$0.00	\$0.00	\$0.00
Corporate Tent Income	\$0.00	\$0.00	\$0.00	\$0.00	\$0.00	\$0.00	\$0.00
Exhibitor Booth Income	\$0.00	\$0.00	\$0.00	\$0.00	\$0.00	\$0.00	\$0.00
Exhibitor Booth Income-Special Events	\$0.00	\$0.00	\$0.00	\$0.00	\$0.00	\$0.00	\$0.00
Raffle Ticket Income	\$0.00	\$0.00	\$0.00	\$0.00	\$0.00	\$0.00	\$0.00
Raffle Ticket Income-Special Events	\$0.00	\$0.00	\$0.00	\$0.00	\$0.00	\$0.00	\$0.00
Santa Photo-Special Events	\$0.00	\$0.00	\$0.00	\$0.00	\$0.00	\$0.00	\$0.00
Script Sales	\$0.00	\$0.00	\$0.00	\$0.00	\$0.00	\$0.00	\$0.00
Script Sales-Special Events	\$2,000.00	\$0.00	\$0.00	\$0.00	\$0.00	\$0.00	\$0.00
Auction Income	\$0.00	\$0.00	\$0.00	\$0.00	\$0.00	\$0.00	\$0.00
Auction Income-Special Events	\$20,000.00	\$0.00	\$0.00	\$0.00	\$0.00	\$0.00	\$0.00
Special Event Income	\$0.00	\$0.00	\$0.00	\$0.00	\$0.00	\$0.00	\$0.00
Special Event Income-Special Events	\$647,561.00	\$14,787.00	\$0.00	\$23,394.35	\$64,674.00	\$0.00	\$62,497.35
Special Event Income-Special Exhibit	\$25,000.00	\$0.00	\$0.00	\$0.00	\$0.00	\$0.00	\$0.00
ZooLights 3D Glasses Income-Special Events	\$7,000.00	\$0.00	\$0.00	\$0.00	\$0.00	\$0.00	\$0.00
Special Event Income-Res	\$0.00	\$0.00	\$0.00	\$0.00	\$0.00	\$0.00	\$0.00
Sponsorships-Special Events	\$87,052.00	\$23,850.00	\$0.00	\$0.00	\$29,056.00	\$0.00	\$0.00
Sponsorships-Education	\$0.00	\$0.00	\$0.00	\$0.00	\$0.00	\$0.00	\$0.00
Sponsorships-Res-Special Events	\$0.00	\$0.00	\$0.00	\$0.00	\$0.00	\$0.00	\$0.00
Sponsorships-Res-Education	\$0.00	\$0.00	\$0.00	\$0.00	\$0.00	\$0.00	\$0.00
Total Special Events	\$788,613.00	\$38,637.00	\$0.00	\$23,394.35	\$93,730.00	\$0.00	\$62,497.35
Stingray Exhibit							
Stingray Admissions	\$0.00	\$0.00	\$0.00	\$0.00	\$0.00	\$0.00	\$0.00
Stingray Admissions-Education	\$262,000.00	\$45,000.00	\$0.00	\$41,752.00	\$97,000.00	\$0.00	\$87,759.00
Stingray Admissions-Visitor Services	\$0.00	\$0.00	\$0.00	\$0.00	\$0.00	\$0.00	\$0.00
Stingray Feeding Income	\$0.00	\$0.00	\$0.00	\$0.00	\$0.00	\$0.00	\$0.00



# Fresno's Chaffee Zoo Corporation

## Income Statement

April 2019

	2019 Budget	April Budget	April Measure Z	April Actual	YTD Budget	YTD Measure Z	YTD Actual
Stingray Feeding Income-Education	\$33,500.00	\$5,500.00	\$0.00	\$4,779.00	\$13,000.00	\$0.00	\$10,199.00
Stingray Feeding Income-Visitor Services	\$0.00	\$0.00	\$0.00	\$0.00	\$0.00	\$0.00	\$0.00
Total Stingray Exhibit	\$295,500.00	\$50,500.00	\$0.00	\$46,531.00	\$110,000.00	\$0.00	\$97,958.00
Other							
Biofacts	\$0.00	\$0.00	\$0.00	\$0.00	\$0.00	\$0.00	\$0.00
Elephant Painting Income	\$0.00	\$0.00	\$0.00	\$0.00	\$0.00	\$0.00	\$0.00
Enrichment Income	\$0.00	\$0.00	\$0.00	\$0.00	\$0.00	\$0.00	\$0.00
Fundraising Pins Income-Development	\$0.00	\$0.00	\$0.00	\$0.00	\$0.00	\$0.00	\$0.00
Orang Research Income	\$0.00	\$0.00	\$0.00	\$0.00	\$0.00	\$0.00	\$0.00
Photography Lab Income	\$0.00	\$0.00	\$0.00	\$0.00	\$0.00	\$0.00	\$0.00
Poster Income-Development	\$0.00	\$0.00	\$0.00	\$0.00	\$0.00	\$0.00	\$0.00
Sales of Animals	\$0.00	\$0.00	\$0.00	\$0.00	\$0.00	\$0.00	\$0.00
Sales of Animals-Animals	\$0.00	\$0.00	\$0.00	\$0.00	\$0.00	\$0.00	\$0.00
Special Project Income	\$0.00	\$0.00	\$0.00	\$0.00	\$0.00	\$0.00	\$0.00
Zoo Career Workshop Income	\$0.00	\$0.00	\$0.00	\$0.00	\$0.00	\$0.00	\$0.00
Interfund Transfer	\$0.00	\$0.00	\$0.00	\$0.00	\$0.00	\$0.00	\$0.00
Net Assets Released from Restrictions	\$0.00	\$0.00	\$0.00	\$0.00	\$0.00	\$0.00	\$0.00
Enrichment Income-Res-Development	\$0.00	\$0.00	\$0.00	\$0.00	\$0.00	\$0.00	\$1,870.00
Fundraising Pins Income-Res-Development	\$0.00	\$0.00	\$0.00	\$0.00	\$0.00	\$0.00	\$0.00
Orang Research Income-Res	\$0.00	\$0.00	\$0.00	\$0.00	\$0.00	\$0.00	\$0.00
Special Project Income-Res	\$0.00	\$0.00	\$0.00	\$0.00	\$0.00	\$0.00	\$0.00
Interfund Transfer-Res	\$0.00	\$0.00	\$0.00	\$0.00	\$0.00	\$0.00	\$0.00
Net Assets Released from Restrictions-Res	\$0.00	\$0.00	\$0.00	\$0.00	\$0.00	\$0.00	\$0.00
Interfund Transfer-Perm	\$0.00	\$0.00	\$0.00	\$0.00	\$0.00	\$0.00	\$0.00
Net Assets Released from Restrictions-Perm	\$0.00	\$0.00	\$0.00	\$0.00	\$0.00	\$0.00	\$0.00
Miscellaneous Income	\$1,300.00	\$0.00	\$0.00	\$1,104.38	\$100.00	\$0.00	\$32,861.62
Miscellaneous Income-Visitor Services	\$0.00	\$0.00	\$0.00	\$0.00	\$0.00	\$0.00	\$0.00
Miscellaneous Income-Human Resources	\$0.00	\$0.00	\$0.00	\$0.00	\$0.00	\$0.00	\$0.50
Miscellaneous Income-Restricted	\$0.00	\$0.00	\$0.00	\$0.00	\$0.00	\$0.00	\$0.00
Airbrush Tattoo Income	\$0.00	\$0.00	\$0.00	\$0.00	\$0.00	\$0.00	\$0.00

# Fresno's Chaffee Zoo Corporation

## Income Statement

April 2019

	2019 Budget	April Budget	April Measure Z	April Actual	YTD Budget	YTD Measure Z	YTD Actual
ATM Income	\$0.00	\$0.00	\$0.00	\$84.50	\$0.00	\$0.00	\$210.50
ATM Income-Administration	\$0.00	\$0.00	\$0.00	\$0.00	\$0.00	\$0.00	\$0.00
Parking Passes	\$0.00	\$0.00	\$0.00	\$0.00	\$0.00	\$0.00	\$0.00
Penny Press Income	\$0.00	\$0.00	\$0.00	\$938.50	\$0.00	\$0.00	\$2,442.50
Penny Press Income-Administration	\$0.00	\$0.00	\$0.00	\$0.00	\$0.00	\$0.00	\$0.00
Photo Machine Income	\$0.00	\$0.00	\$0.00	\$1,063.38	\$0.00	\$0.00	\$2,052.79
Photo Machine Income-Administration	\$0.00	\$0.00	\$0.00	\$0.00	\$0.00	\$0.00	\$0.00
Photo/Video Income-Marketing	\$0.00	\$0.00	\$0.00	\$0.00	\$0.00	\$0.00	\$0.00
Zoo Book Sales	\$0.00	\$0.00	\$0.00	\$0.00	\$0.00	\$0.00	\$0.00
Zoo Key Sales	\$0.00	\$0.00	\$0.00	\$0.00	\$0.00	\$0.00	\$0.00
Pay Loader Kiddie Ride	\$0.00	\$0.00	\$0.00	\$0.00	\$0.00	\$0.00	\$0.00
Vending Commission-Administration	\$0.00	\$0.00	\$0.00	\$0.00	\$0.00	\$0.00	\$0.00
Camel Rides							
Camel Rides	\$0.00	\$0.00	\$0.00	\$0.00	\$0.00	\$0.00	\$0.00
Total Camel Rides	\$0.00	\$0.00	\$0.00	\$0.00	\$0.00	\$0.00	\$0.00
Stroller/Wheelchair Rental							
Stroller/Wheelchair Rental Income	\$0.00	\$0.00	\$0.00	\$0.00	\$0.00	\$0.00	\$0.00
Total Stroller/Wheelchair Rental	\$0.00	\$0.00	\$0.00	\$0.00	\$0.00	\$0.00	\$0.00
Total Other	\$1,300.00	\$0.00	\$0.00	\$3,190.76	\$100.00	\$0.00	\$39,437.91
<b>Total Self-Generated Revenue</b>	<b>\$11,476,895.00</b>	<b>\$1,268,670.00</b>	<b>\$0.00</b>	<b>\$1,368,483.15</b>	<b>\$3,463,062.00</b>	<b>\$0.00</b>	<b>\$3,340,353.04</b>
<b>TOTAL REVENUE</b>	<b>\$11,476,895.00</b>	<b>\$1,268,670.00</b>	<b>\$0.00</b>	<b>\$1,368,483.15</b>	<b>\$3,463,062.00</b>	<b>\$0.00</b>	<b>\$3,340,353.04</b>
<b>EXPENSES</b>							
<b>Personnel Expenses</b>							
Administration							
Benefits-General	\$0.00	\$0.00	\$0.00	\$0.00	\$0.00	\$0.00	\$0.00
Benefits-Administration	\$115,152.86	\$9,596.07	\$0.00	\$6,986.17	\$38,384.30	\$0.00	\$27,940.18

# Fresno's Chaffee Zoo Corporation

## Income Statement

April 2019

	2019 Budget	April Budget	April Measure Z	April Actual	YTD Budget	YTD Measure Z	YTD Actual
Benefits-Information Technology	\$7,544.06	\$628.67	\$0.00	\$1,555.00	\$2,514.70	\$0.00	\$6,258.46
Benefits-Human Resources	\$32,514.63	\$2,709.55	\$0.00	\$2,601.33	\$10,838.23	\$0.00	\$10,643.67
Payroll Taxes	\$0.00	\$0.00	\$0.00	\$0.00	\$0.00	\$0.00	\$0.00
Payroll Taxes-Administration	\$56,923.61	\$4,378.74	\$0.00	\$4,033.68	\$19,704.32	\$0.00	\$18,033.72
Payroll Taxes-Information Technology	\$5,861.63	\$450.89	\$0.00	\$396.84	\$2,029.06	\$0.00	\$1,785.78
Payroll Taxes-Human Resources	\$14,358.96	\$1,104.54	\$0.00	\$957.95	\$4,970.38	\$0.00	\$2,399.71
Retirement Contribution-General	\$0.00	\$0.00	\$0.00	\$0.00	\$0.00	\$0.00	\$0.00
Retirement Contribution-Administration	\$20,699.49	\$1,592.27	\$0.00	\$1,586.90	\$7,165.20	\$0.00	\$7,138.64
Retirement Contribution-Information Technology	\$2,131.50	\$163.96	\$0.00	\$215.50	\$737.84	\$0.00	\$969.75
Retirement Contribution-Human Resources	\$5,221.44	\$401.65	\$0.00	\$525.09	\$1,807.42	\$0.00	\$2,349.32
Salaries-General	\$0.00	\$0.00	\$0.00	\$0.00	\$0.00	\$0.00	\$0.00
Salaries-Administration	\$698,780.99	\$53,752.38	\$0.00	\$53,470.93	\$241,885.75	\$0.00	\$238,530.19
Salaries-Information Technology	\$71,380.00	\$5,490.77	\$0.00	\$5,412.62	\$24,708.46	\$0.00	\$24,342.79
Salaries-Human Resources	\$177,068.13	\$13,620.63	\$0.00	\$13,191.89	\$61,292.78	\$0.00	\$60,780.45
Workers Comp-General	\$0.00	\$0.00	\$0.00	\$0.00	\$0.00	\$0.00	\$0.00
Workers Comp-Administration	\$3,276.17	\$252.01	\$0.00	\$461.03	\$1,134.08	\$0.00	\$1,078.77
Workers Comp-Information Technology	\$337.36	\$25.95	\$0.00	\$43.41	\$116.78	\$0.00	\$219.56
Workers Comp-Human Resources	\$826.41	\$63.57	\$0.00	\$107.98	\$286.06	\$0.00	\$517.57
<b>Total Administration</b>	<b>\$1,212,077.24</b>	<b>\$94,231.65</b>	<b>\$0.00</b>	<b>\$91,546.32</b>	<b>\$417,575.36</b>	<b>\$0.00</b>	<b>\$402,988.56</b>
<b>Animal</b>							
Benefits-Animal	\$504,617.48	\$42,051.46	\$36,274.04	\$36,274.04 44/	\$168,205.80	\$156,046.39	\$156,046.39
Payroll Taxes-Animal	\$204,232.77	\$15,710.21	\$13,501.12	\$13,501.12 45/	\$70,695.98	\$63,503.46	\$63,503.46
Retirement Contribution-Animal	\$63,295.74	\$4,868.90	\$4,198.98	\$4,198.98 46/	\$21,910.09	\$21,648.64	\$21,648.64
Salaries-Animal	\$2,503,314.49	\$192,562.65	\$179,641.28	\$179,641.28 12/	\$866,531.96	\$844,796.37	\$844,796.37
Workers Comp-Animal	\$145,690.53	\$11,206.96	\$18,428.06	\$18,428.06 48/	\$50,431.36	\$80,226.36	\$80,226.36
<b>Total Animal</b>	<b>\$3,421,151.01</b>	<b>\$266,400.18</b>	<b>\$252,043.48</b>	<b>\$252,043.48 2/</b>	<b>\$1,177,775.19</b>	<b>\$1,166,221.22</b>	<b>\$1,166,221.22</b>
<b>Education</b>							
Benefits-Education	\$98,004.93	\$8,167.08	\$0.00	\$10,385.26	\$32,668.29	\$0.00	\$37,676.31
Benefits-Volunteer	\$0.00	\$0.00	\$0.00	\$0.00	\$0.00	\$0.00	\$0.00

# Fresno's Chaffee Zoo Corporation

## Income Statement

April 2019

	2019 Budget	April Budget	April Measure Z	April Actual	YTD Budget	YTD Measure Z	YTD Actual
Payroll Taxes-Education	\$68,868.70	\$5,297.59	\$0.00	\$4,887.44	\$23,839.18	\$0.00	\$22,298.69
Payroll Taxes-Volunteer	\$0.00	\$0.00	\$0.00	\$0.00	\$0.00	\$0.00	\$0.00
Retirement Contribution-Education	\$15,794.38	\$1,214.95	\$0.00	\$846.30	\$5,467.28	\$0.00	\$3,186.96
Salaries-Education	\$725,915.83	\$54,943.52	\$0.00	\$65,041.44	\$247,245.83	\$0.00	\$288,494.27
Salaries-Volunteer	\$0.00	\$0.00	\$0.00	\$0.00	\$0.00	\$0.00	\$0.00
Workers Comp-Education	\$44,629.00	\$3,433.04	\$0.00	\$5,323.68	\$15,448.22	\$0.00	\$26,030.70
Workers Comp-Volunteer	\$0.00	\$0.00	\$0.00	\$0.00	\$0.00	\$0.00	\$0.00
<b>Total Education</b>	<b>\$953,212.84</b>	<b>\$73,056.18</b>	<b>\$0.00</b>	<b>\$86,484.12</b>	<b>\$324,668.80</b>	<b>\$0.00</b>	<b>\$377,686.93</b>
<b>Maintenance/Horticulture</b>							
Benefits-Maintenance	\$121,092.02	\$10,091.00	\$0.00	\$6,712.54	\$40,364.02	\$0.00	\$27,864.76
Benefits-Horticulture	\$91,051.03	\$7,587.59	\$0.00	\$5,385.84	\$30,350.36	\$0.00	\$23,653.23
Payroll Taxes-Maintenance	\$39,055.55	\$3,004.27	\$0.00	\$2,325.90	\$13,519.25	\$0.00	\$12,542.62
Payroll Taxes-Horticulture	\$24,769.33	\$1,905.33	\$0.00	\$1,266.95	\$8,574.02	\$0.00	\$6,055.57
Retirement Contribution-Maintenance	\$13,771.17	\$1,059.32	\$0.00	\$601.42	\$4,766.94	\$0.00	\$2,518.82
Retirement Contribution-Horticulture	\$10,275.38	\$790.41	\$0.00	\$112.10	\$3,556.85	\$0.00	\$507.36
Salaries-Maintenance	\$501,075.46	\$38,544.27	\$0.00	\$30,830.64	\$173,449.17	\$0.00	\$149,596.93
Salaries-Horticulture	\$340,588.25	\$26,199.10	\$0.00	\$16,841.16	\$117,895.91	\$0.00	\$78,224.51
Workers Comp-Maintenance	\$26,438.27	\$2,033.71	\$0.00	\$3,223.84	\$9,151.73	\$0.00	\$14,114.81
Workers Comp-Horticulture	\$19,459.05	\$1,496.85	\$0.00	\$1,736.82	\$6,735.82	\$0.00	\$7,671.76
<b>Total Maintenance/Horticulture</b>	<b>\$1,187,575.51</b>	<b>\$92,711.85</b>	<b>\$0.00</b>	<b>\$69,037.21</b>	<b>\$408,364.07</b>	<b>\$0.00</b>	<b>\$322,750.37</b>
<b>Mem/Dev/Marketing</b>							
Benefits-Marketing	\$14,689.13	\$1,224.09	\$0.00	\$3,333.39	\$4,896.41	\$0.00	\$3,187.82
Benefits-Membership	\$20,847.24	\$1,737.27	\$0.00	\$868.08	\$6,949.08	\$0.00	\$3,437.97
Benefits-Development	\$19,714.64	\$1,642.89	\$0.00	\$1,750.63	\$6,571.52	\$0.00	\$7,040.96
Benefits-Special Event	\$57,518.78	\$4,793.23	\$0.00	\$4,503.27	\$19,172.94	\$0.00	\$18,099.10
Payroll Taxes-Marketing	\$11,971.56	\$920.89	\$0.00	\$870.00	\$4,144.00	\$0.00	\$3,814.68
Payroll Taxes-Membership	\$10,538.76	\$810.67	\$0.00	\$716.80	\$3,648.06	\$0.00	\$3,179.65
Payroll Taxes-Development	\$10,476.60	\$805.89	\$0.00	\$711.32	\$3,626.51	\$0.00	\$3,205.05
Payroll Taxes-Special Events	\$26,457.99	\$2,035.23	\$0.00	\$1,681.33	\$9,158.54	\$0.00	\$8,062.67

# Fresno's Chaffee Zoo Corporation

## Income Statement

April 2019

	2019 Budget	April Budget	April Measure Z	April Actual	YTD Budget	YTD Measure Z	YTD Actual
Retirement Contribution-Marketing	\$3,650.75	\$280.82	\$0.00	\$128.35	\$1,263.70	\$0.00	\$861.26
Retirement Contribution-Membership	\$3,397.63	\$261.35	\$0.00	\$282.51	\$1,176.08	\$0.00	\$1,250.12
Retirement Contribution-Development	\$3,809.67	\$293.05	\$0.00	\$408.70	\$1,318.74	\$0.00	\$1,839.21
Retirement Contribution-Special Event	\$7,447.59	\$572.89	\$0.00	\$285.46	\$2,578.01	\$0.00	\$878.87
Salaries-Marketing	\$144,112.46	\$11,085.57	\$0.00	\$11,615.73	\$49,885.11	\$0.00	\$50,637.05
Salaries-Membership	\$125,037.71	\$9,524.82	\$0.00	\$9,475.07	\$42,861.70	\$0.00	\$41,985.71
Salaries-Development	\$128,474.15	\$9,882.63	\$0.00	\$9,669.40	\$44,471.80	\$0.00	\$43,451.06
Salaries-Special Events	\$296,138.22	\$22,779.86	\$0.00	\$22,321.70	\$102,509.41	\$0.00	\$106,563.88
Workers Comp-Marketing	\$867.10	\$66.70	\$0.00	\$105.91	\$300.15	\$0.00	\$481.94
Workers Comp-Membership	\$689.66	\$53.05	\$0.00	\$79.90	\$238.73	\$0.00	\$367.96
Workers Comp-Development	\$780.94	\$60.07	\$0.00	\$93.23	\$270.34	\$0.00	\$450.72
Workers Comp-Special Events	\$22,145.42	\$1,703.49	\$0.00	\$1,878.02	\$7,665.75	\$0.00	\$9,668.47
Total Mem/Dev/Marketing	\$908,766.00	\$70,534.46	\$0.00	\$70,778.80	\$312,706.58	\$0.00	\$308,464.15
Operations							
Benefits-Operations	\$16,107.59	\$1,342.30	\$0.00	\$1,217.14	\$5,369.19	\$0.00	\$4,907.02
Payroll Taxes-Operations	\$7,302.70	\$561.75	\$0.00	\$449.84	\$2,527.83	\$0.00	\$2,024.28
Retirement Contribution-Operations	\$2,325.71	\$178.90	\$0.00	\$234.80	\$805.06	\$0.00	\$1,056.60
Salaries-Operations	\$78,873.68	\$6,067.21	\$0.00	\$5,982.98	\$27,302.40	\$0.00	\$26,866.91
Workers Comp-Operations	\$6,101.32	\$469.33	\$0.00	\$623.96	\$2,112.01	\$0.00	\$2,665.31
Total Operations	\$110,711.00	\$8,619.49	\$0.00	\$8,508.72	\$38,116.49	\$0.00	\$37,520.12
Veterinary							
Benefits-Veterinary	\$64,127.02	\$5,343.92	\$5,109.62	\$5,109.62 45/	\$21,375.66	\$20,603.52	\$20,603.52
Payroll Taxes-Veterinary	\$24,196.96	\$1,861.30	\$1,685.94	\$1,685.94 46/	\$8,375.86	\$7,585.29	\$7,585.29
Retirement Contribution-Veterinary	\$8,798.90	\$676.84	\$513.81	\$513.81 47/	\$3,045.76	\$2,310.59	\$2,310.59
Salaries-Veterinary	\$297,151.62	\$22,641.66	\$22,419.26	\$22,419.26 47/	\$101,887.47	\$100,782.79	\$100,782.79
Workers Comp-Veterinary	\$21,800.81	\$1,676.98	\$2,353.26	\$2,353.26 49/	\$7,546.40	\$11,531.17	\$11,531.17
Total Veterinary	\$416,075.31	\$32,200.70	\$32,081.89	\$32,081.89 2/	\$142,231.15	\$142,813.36	\$142,813.36

Visitor Services

# Fresno's Chaffee Zoo Corporation

## Income Statement

April 2019

	2019 Budget	April Budget	April Measure Z	April Actual	YTD Budget	YTD Measure Z	YTD Actual
Benefits-Security	\$49,847.37	\$4,153.95	\$0.00	\$4,396.87	\$16,615.77	\$0.00	\$14,464.85
Benefits-Visitor Services	\$57,061.51	\$4,755.13	\$0.00	\$2,974.92	\$19,020.47	\$0.00	\$11,326.22
Payroll Taxes-Security	\$24,467.76	\$1,882.14	\$0.00	\$1,786.74	\$8,469.58	\$0.00	\$7,528.57
Payroll Taxes-Visitor Services	\$40,167.28	\$3,089.79	\$0.00	\$2,995.23	\$13,904.06	\$0.00	\$11,232.55
Retirement Contribution-Security	\$8,076.90	\$621.30	\$0.00	\$216.70	\$2,795.85	\$0.00	\$975.15
Retirement Contribution-Visitor Services	\$7,310.00	\$562.31	\$0.00	\$258.57	\$2,530.37	\$0.00	\$1,085.80
Salaries-Security	\$326,900.85	\$25,146.22	\$0.00	\$23,921.61	\$113,157.98	\$0.00	\$100,474.22
Salaries-Visitor Services	\$424,736.64	\$32,672.05	\$0.00	\$39,848.85	\$147,024.22	\$0.00	\$149,093.11
Workers Comp-Security	\$19,635.31	\$1,510.41	\$0.00	\$2,350.03	\$6,796.83	\$0.00	\$11,040.48
Workers Comp-Visitor Services	\$23,819.85	\$1,832.30	\$0.00	\$4,205.65	\$8,245.31	\$0.00	\$15,546.65
<b>Total</b>	<b>\$982,023.47</b>	<b>\$76,225.60</b>	<b>\$0.00</b>	<b>\$82,955.17</b>	<b>\$338,560.44</b>	<b>\$0.00</b>	<b>\$322,767.60</b>
<b>Total Personnel Expenses</b>	<b>\$9,191,592.38</b>	<b>\$713,980.11</b>	<b>\$284,125.37</b>	<b>\$693,435.71</b>	<b>\$3,159,998.08</b>	<b>\$1,309,034.58</b>	<b>\$3,081,212.31</b>
<b>Other Expenses</b>							
Advertising							
Advertising	\$2,000.00	\$0.00	\$0.00	\$0.00	\$0.00	\$0.00	\$0.00
Advertising-Marketing	\$375,720.00	\$21,919.00	\$0.00	\$8,957.75	\$66,153.00	\$0.00	\$35,896.79
Advertising-Membership	\$0.00	\$0.00	\$0.00	\$0.00	\$0.00	\$0.00	\$0.00
Advertising-Development	\$0.00	\$0.00	\$0.00	\$0.00	\$0.00	\$0.00	\$0.00
Advertising-Education	\$9,000.00	\$750.00	\$0.00	\$0.00	\$3,000.00	\$0.00	\$0.00
Advertising-Visitor Services	\$0.00	\$0.00	\$0.00	\$0.00	\$0.00	\$0.00	\$0.00
Advertising-Administration	\$0.00	\$0.00	\$0.00	\$0.00	\$0.00	\$0.00	\$0.00
Advertising-Information Technology	\$0.00	\$0.00	\$0.00	\$0.00	\$0.00	\$0.00	\$0.00
<b>Total Advertising</b>	<b>\$386,720.00</b>	<b>\$22,669.00</b>	<b>\$0.00</b>	<b>\$8,957.75</b>	<b>\$69,153.00</b>	<b>\$0.00</b>	<b>\$35,896.79</b>
<b>Animal Services</b>							
Animal Acquisitions	\$0.00	\$0.00	\$0.00	\$0.00	\$0.00	\$0.00	\$0.00
Animal Acquisitions-Animal	\$10,000.00	\$0.00	\$0.00	\$0.00	\$10,000.00	\$0.00	\$0.00
Animal Acquisitions-Education	\$0.00	\$0.00	\$0.00	\$0.00	\$0.00	\$0.00	\$0.00
Animal Acquisitions-Birdshow	\$3,000.00	\$0.00	\$0.00	\$0.00	\$0.00	\$0.00	\$0.00
Animal Enrichments	\$0.00	\$0.00	\$0.00	\$0.00	\$0.00	\$0.00	\$0.00

# Fresno's Chaffee Zoo Corporation

## Income Statement

April 2019

	2019 Budget	April Budget	April Measure Z	April Actual	YTD Budget	YTD Measure Z	YTD Actual
Animal Enrichments-Animal	\$7,000.00	\$1,896.00	\$0.00	\$37.40	\$2,334.00	\$0.00	\$1,133.71
Animal Enrichments-Birdshow	\$2,000.00	\$166.66	\$0.00	\$0.00	\$666.64	\$0.00	\$0.00
Animal Feed	\$0.00	\$0.00	\$0.00	\$0.00	\$0.00	\$0.00	\$0.00
Animal Feed-Animal	\$400,000.00	\$28,336.00	\$35,634.30	2/ \$35,634.30 44/	\$133,234.00	\$110,244.96	\$110,244.96
Animal Feed-Education	\$20,000.00	\$1,666.66	\$0.00	\$3,663.08	\$6,666.72	\$0.00	\$9,790.56
Animal Feed-Birdshow	\$12,000.00	\$1,000.00	\$0.00	\$3.67	\$4,000.00	\$0.00	\$49.67
Animal Shipping (Only)	\$0.00	\$0.00	\$0.00	\$0.00	\$0.00	\$0.00	\$0.00
Animal Shipping-Animal	\$38,000.00	\$1,500.00	\$0.00	\$713.44	\$29,000.00	\$0.00	\$3,164.97
Animal Shipping-Birdshow	\$5,000.00	\$500.00	\$0.00	\$0.00	\$1,500.00	\$0.00	\$0.00
Antivenin	\$0.00	\$0.00	\$0.00	\$0.00	\$0.00	\$0.00	\$0.00
Antivenin-Animal	\$12,000.00	\$0.00	\$0.00	\$29.92	\$7,500.00	\$0.00	\$29.92
Total Animal Services	\$509,000.00	\$35,065.32	\$35,634.30	\$40,081.81	\$194,901.36	\$110,244.96	\$124,413.79
Community Support							
Community Support	\$0.00	\$0.00	\$0.00	\$0.00	\$0.00	\$0.00	\$0.00
Total	\$0.00	\$0.00	\$0.00	\$0.00	\$0.00	\$0.00	\$0.00
Computer/Software							
Computer Maint Agrmt	\$0.00	\$0.00	\$0.00	\$0.00	\$0.00	\$0.00	\$0.00
Computer Maint Agrmt-Maintenance	\$7,500.00	\$625.00	\$0.00	\$0.00	\$2,500.00	\$0.00	\$0.00
Computer Maint Agrmt-Animals	\$0.00	\$0.00	\$0.00	\$0.00	\$0.00	\$0.00	\$0.00
Computer Maint Agrmt-Marketing	\$0.00	\$0.00	\$0.00	\$0.00	\$0.00	\$0.00	\$0.00
Computer Maint Agrmt-Membership	\$0.00	\$0.00	\$0.00	\$0.00	\$0.00	\$0.00	\$0.00
Computer Maint Agrmt-Education	\$0.00	\$0.00	\$0.00	\$0.00	\$0.00	\$0.00	\$0.00
Computer Maint Agrmt-Volunteer	\$0.00	\$0.00	\$0.00	\$0.00	\$0.00	\$0.00	\$0.00
Computer Maint Agrmt-Security	\$1,795.00	\$0.00	\$0.00	\$0.00	\$1,795.00	\$0.00	\$0.00
Computer Maint Agrmt-Visitor Services	\$0.00	\$0.00	\$0.00	\$0.00	\$0.00	\$0.00	\$0.00
Computer Maint Agrmt-Administration	\$0.00	\$0.00	\$0.00	\$0.00	\$0.00	\$0.00	\$3,405.42
Computer Maint Agrmt-Information Tech	\$56,908.00	\$4,618.75	\$0.00	\$3,651.30	\$19,308.00	\$0.00	\$14,505.17
Computer Maint Agrmt-Human Resources	\$10,100.00	\$0.00	\$0.00	\$288.75	\$0.00	\$0.00	\$1,155.00
Computer Maint Agrmt-Finance	\$0.00	\$0.00	\$0.00	\$0.00	\$0.00	\$0.00	\$0.00

# Fresno's Chaffee Zoo Corporation

## Income Statement

April 2019

	2019 Budget	April Budget	April Measure Z	April Actual	YTD Budget	YTD Measure Z	YTD Actual
Computer Hardware	\$0.00	\$0.00	\$0.00	\$0.00	\$0.00	\$0.00	\$0.00
Computer Hardware-Maintenance	\$0.00	\$0.00	\$0.00	\$0.00	\$0.00	\$0.00	\$0.00
Computer Hardware-Horticulture	\$0.00	\$0.00	\$0.00	\$0.00	\$0.00	\$0.00	\$0.00
Computer Hardware-Animal	\$0.00	\$0.00	\$0.00	\$0.00	\$0.00	\$0.00	\$0.00
Computer Hardware-Marketing	\$0.00	\$0.00	\$0.00	\$0.00	\$0.00	\$0.00	\$0.00
Computer Hardware-Membership	\$0.00	\$0.00	\$0.00	\$0.00	\$0.00	\$0.00	\$0.00
Computer Hardware-Development	\$0.00	\$0.00	\$0.00	\$0.00	\$0.00	\$0.00	\$0.00
Computer Hardware-Education	\$0.00	\$0.00	\$0.00	\$0.00	\$0.00	\$0.00	\$0.00
Computer Hardware-Volunteer	\$0.00	\$0.00	\$0.00	\$0.00	\$0.00	\$0.00	\$0.00
Computer Hardware-Veterinary	\$0.00	\$0.00	\$0.00	\$0.00	\$0.00	\$0.00	\$0.00
Computer Hardware-Security	\$0.00	\$0.00	\$0.00	\$0.00	\$0.00	\$0.00	\$0.00
Computer Hardware-Visitor Services	\$240.00	\$0.00	\$0.00	\$0.00	\$240.00	\$0.00	\$0.00
Computer Hardware-Administration	\$0.00	\$0.00	\$0.00	\$0.00	\$0.00	\$0.00	(\$3,405.42)
Computer Hardware-Information Technology	\$8,000.00	\$2,250.00	\$0.00	\$0.00	\$4,000.00	\$0.00	\$3,257.18
Computer Hardware-Human Resources	\$0.00	\$0.00	\$0.00	\$0.00	\$0.00	\$0.00	\$0.00
Computer Hardware	\$0.00	\$0.00	\$0.00	\$0.00	\$0.00	\$0.00	\$0.00
Computer Software/Supplies	\$0.00	\$0.00	\$0.00	\$0.00	\$0.00	\$0.00	\$0.00
Computer Software/Supplies-Maintenance	\$0.00	\$0.00	\$0.00	\$0.00	\$0.00	\$0.00	\$0.00
Computer Software/Supplies-Horticulture	\$0.00	\$0.00	\$0.00	\$0.00	\$0.00	\$0.00	\$0.00
Computer Software/Supplies-Animal	\$0.00	\$0.00	\$0.00	\$0.00	\$0.00	\$0.00	\$39.98
Computer Software/Supplies-Marketing	\$0.00	\$0.00	\$0.00	\$0.00	\$0.00	\$0.00	\$149.98
Computer Software/Supplies-Membership	\$0.00	\$0.00	\$0.00	\$0.00	\$0.00	\$0.00	\$0.00
Computer Software/Supplies-Development	\$0.00	\$0.00	\$0.00	\$0.00	\$0.00	\$0.00	\$0.00
Computer Software/Supplies-Education	\$0.00	\$0.00	\$0.00	\$0.00	\$0.00	\$0.00	\$0.00
Computer Software/Supplies-Volunteer	\$700.00	\$0.00	\$0.00	\$0.00	\$0.00	\$0.00	\$0.00
Computer Software/Supplies-Veterinary	\$0.00	\$0.00	\$0.00	\$0.00	\$0.00	\$0.00	\$0.00
Computer Software/Supplies-Security	\$0.00	\$0.00	\$0.00	\$0.00	\$0.00	\$0.00	\$0.00
Computer Software/Supplies-Visitor Services	\$500.00	\$0.00	\$0.00	\$0.00	\$500.00	\$0.00	\$0.00
Computer Software/Supplies-Administration	\$0.00	\$0.00	\$0.00	\$0.00	\$0.00	\$0.00	\$0.00
Computer Software/Supplies-Information Technology	\$1,800.00	\$150.00	\$0.00	\$0.00	\$600.00	\$0.00	\$835.00
Computer Software/Supplies-Human Resources	\$0.00	\$0.00	\$0.00	\$0.00	\$0.00	\$0.00	\$10.00



# Fresno's Chaffee Zoo Corporation

## Income Statement

### April 2019

	2019 Budget	April Budget	April Measure Z	April Actual	YTD Budget	YTD Measure Z	YTD Actual
Total Computer/Software	\$87,543.00	\$7,643.75	\$0.00	\$3,940.05	\$28,943.00	\$0.00	\$19,952.31
Conservation							
Conservation	\$0.00	\$0.00	\$0.00	\$0.00	\$0.00	\$0.00	\$0.00
Conservation-Animal	\$250,000.00	\$4,166.67	\$0.00	\$0.00	\$51,666.34	\$0.00	\$0.00
Conservation-Development	\$0.00	\$0.00	\$0.00	\$0.00	\$0.00	\$0.00	\$0.00
Conservation-Education	\$0.00	\$0.00	\$0.00	\$0.00	\$0.00	\$0.00	\$0.00
Total Conservation	\$250,000.00	\$4,166.67	\$0.00	\$0.00	\$51,666.34	\$0.00	\$0.00
Contracted Services							
Consultant Fees	\$31,175.00	\$2,500.00	\$0.00	\$0.00	\$10,000.00	\$0.00	\$0.00
Consultant Fees-Maintenance	\$0.00	\$0.00	\$0.00	\$0.00	\$0.00	\$0.00	\$0.00
Consultant Fees-Horticulture	\$5,000.00	\$0.00	\$0.00	\$0.00	\$5,000.00	\$0.00	\$0.00
Consultant Fees-Animal	\$8,000.00	\$0.00	\$0.00	\$0.00	\$8,000.00	\$0.00	\$2,000.00
Consultant Fees-Education	\$2,000.00	\$0.00	\$0.00	\$1,500.00	\$2,000.00	\$0.00	\$1,500.00
Consultant Fees-Veterinary	\$14,500.00	\$550.00	\$0.00	\$500.00	\$6,500.00	\$0.00	\$2,200.00
Consultant Fees-Security	\$0.00	\$0.00	\$0.00	\$0.00	\$0.00	\$0.00	\$0.00
Consultant Fees-Visitor Services	\$0.00	\$0.00	\$0.00	\$0.00	\$0.00	\$0.00	\$0.00
Consultant Fees-Administration	\$0.00	\$0.00	\$0.00	\$0.00	\$0.00	\$0.00	\$0.00
Consultant Fees-Human Resources	\$8,250.00	\$2,000.00	\$0.00	\$0.00	\$4,000.00	\$0.00	\$0.00
Consultant Fees-Capital Projects	\$0.00	\$0.00	\$0.00	\$0.00	\$0.00	\$0.00	\$0.00
Contracted Services	\$0.00	\$0.00	\$0.00	\$1,322.50	\$0.00	\$0.00	\$11,960.00
Contracted Services-Maintenance	\$18,000.00	\$1,500.00	\$0.00	\$2,494.62	\$6,000.00	\$0.00	\$5,290.66
Contracted Services-Horticulture	\$4,100.00	\$2,500.00	\$0.00	\$0.00	\$3,100.00	\$0.00	\$0.00
Contracted Services-Animal	\$10,256.00	\$758.00	\$0.00	\$782.96	\$4,152.00	\$0.00	\$3,354.91
Contracted Services-Marketing	\$75,900.00	\$18,650.00	\$0.00	\$12,164.52	\$30,300.00	\$0.00	\$22,089.99
Contracted Services-Membership	\$14,800.00	\$2,300.00	\$0.00	\$482.60	\$6,000.00	\$0.00	\$3,080.10
Contracted Services-Development	\$0.00	\$0.00	\$0.00	\$0.00	\$0.00	\$0.00	\$947.00
Contracted Services-Education	\$1,800.00	\$150.00	\$0.00	\$0.00	\$600.00	\$0.00	\$61.59
Contracted Services-Volunteer	\$0.00	\$0.00	\$0.00	\$0.00	\$0.00	\$0.00	\$0.00
Contracted Services-Veterinary	\$12,000.00	\$0.00	\$0.00	\$0.00	\$4,000.00	\$0.00	\$38.09

# Fresno's Chaffee Zoo Corporation

## Income Statement

April 2019

	2019 Budget	April Budget	April Measure Z	April Actual	YTD Budget	YTD Measure Z	YTD Actual
Contracted Services-Security	\$723.00	\$25.00	\$0.00	\$0.00	\$523.00	\$0.00	\$1,703.53
Contracted Services-Visitor Services	\$0.00	\$0.00	\$0.00	\$500.00	\$0.00	\$0.00	\$500.00
Contracted Services-Administration	\$1,860.00	\$155.00	\$0.00	\$0.00	\$620.00	\$0.00	\$85.29
Contracted Services-Information Techno	\$81,000.00	\$6,750.00	\$0.00	\$6,750.00	\$27,000.00	\$0.00	\$27,100.00
Contracted Services-Human Resources	\$0.00	\$0.00	\$0.00	\$0.00	\$0.00	\$0.00	\$0.00
Contracted Services-Capital Projects	\$0.00	\$0.00	\$0.00	\$0.00	\$0.00	\$0.00	\$0.00
Contracted Services-Operations	\$380.00	\$25.00	\$0.00	\$0.00	\$100.00	\$0.00	\$141.48
Security Services	\$0.00	\$0.00	\$0.00	\$0.00	\$0.00	\$0.00	\$0.00
Security Services-Maintenance	\$0.00	\$0.00	\$0.00	\$105.00	\$0.00	\$0.00	\$420.00
Security Services-Horticulture	\$0.00	\$0.00	\$0.00	\$0.00	\$0.00	\$0.00	\$0.00
Security Services-Animal	\$0.00	\$0.00	\$0.00	\$137.00	\$0.00	\$0.00	\$548.00
Security Services-Marketing	\$0.00	\$0.00	\$0.00	\$54.60	\$0.00	\$0.00	\$218.40
Security Services-Development	\$0.00	\$0.00	\$0.00	\$0.00	\$0.00	\$0.00	\$0.00
Security Services-Education	\$0.00	\$0.00	\$0.00	\$218.40	\$0.00	\$0.00	\$873.60
Security Services-Veterinary	\$150.00	\$0.00	\$0.00	\$126.00	\$150.00	\$0.00	\$504.00
Security Services-Security	\$16,600.00	\$0.00	\$0.00	\$0.00	\$1,700.00	\$0.00	\$9,912.00
Security Services-Visitor Services	\$0.00	\$0.00	\$0.00	\$432.00	\$0.00	\$0.00	\$1,728.00
Security Services-Administration	\$0.00	\$0.00	\$0.00	\$112.00	\$0.00	\$0.00	\$448.00
Total Contracted Services	\$306,494.00	\$37,863.00	\$0.00	\$27,682.20	\$119,745.00	\$0.00	\$96,704.64
Depreciation Expense							
Depreciation - Misc	\$540,000.00	\$45,000.00	\$0.00	\$45,000.00	\$180,000.00	\$0.00	\$180,000.00
Depreciation Land	\$0.00	\$0.00	\$0.00	\$0.00	\$0.00	\$0.00	\$0.00
Depreciation Grounds	\$0.00	\$0.00	\$0.00	\$0.00	\$0.00	\$0.00	\$0.00
Depreciation Exhibits	\$0.00	\$0.00	\$0.00	\$0.00	\$0.00	\$0.00	\$0.00
Depreciation Buildings and Structures	\$0.00	\$0.00	\$0.00	\$0.00	\$0.00	\$0.00	\$0.00
Depreciation Buildings and Structures-Ai	\$0.00	\$0.00	\$0.00	\$0.00	\$0.00	\$0.00	\$0.00
Depreciation Buildings and Structures-Ec	\$0.00	\$0.00	\$0.00	\$0.00	\$0.00	\$0.00	\$0.00
Depreciation Buildings and Structures-Vi	\$0.00	\$0.00	\$0.00	\$0.00	\$0.00	\$0.00	\$0.00
Depreciation Furniture	\$0.00	\$0.00	\$0.00	\$0.00	\$0.00	\$0.00	\$0.00
Depreciation Vehicles	\$0.00	\$0.00	\$0.00	\$0.00	\$0.00	\$0.00	\$0.00

# Fresno's Chaffee Zoo Corporation

## Income Statement

April 2019

	2019 Budget	April Budget	April Measure Z	April Actual	YTD Budget	YTD Measure Z	YTD Actual
Depreciation Vehicles-Administration	\$0.00	\$0.00	\$0.00	\$0.00	\$0.00	\$0.00	\$0.00
Depreciation Zoo Equipment	\$0.00	\$0.00	\$0.00	\$0.00	\$0.00	\$0.00	\$0.00
Depreciation Zoo Equipment-Animal	\$0.00	\$0.00	\$0.00	\$0.00	\$0.00	\$0.00	\$0.00
Depreciation Zoo Equipment-Special Eve	\$0.00	\$0.00	\$0.00	\$0.00	\$0.00	\$0.00	\$0.00
Depreciation Zoo Equipment-Education	\$0.00	\$0.00	\$0.00	\$0.00	\$0.00	\$0.00	\$0.00
Depreciation Zoo Equipment-Veterinary	\$0.00	\$0.00	\$0.00	\$0.00	\$0.00	\$0.00	\$0.00
Depreciation Zoo Equipment-Administra	\$0.00	\$0.00	\$0.00	\$0.00	\$0.00	\$0.00	\$0.00
Total Depreciation Expense	\$540,000.00	\$45,000.00	\$0.00	\$45,000.00	\$180,000.00	\$0.00	\$180,000.00
Dues							
Dues	\$40,100.00	\$1,750.00	\$0.00	\$6,682.99	\$11,000.00	\$0.00	\$14,666.19
Dues-Maintenance	\$0.00	\$0.00	\$0.00	\$0.00	\$0.00	\$0.00	\$0.00
Dues-Horticulture	\$500.00	\$500.00	\$0.00	\$0.00	\$500.00	\$0.00	\$0.00
Dues-Animal	\$4,265.00	\$0.00	\$0.00	\$0.00	\$3,665.00	\$0.00	\$0.00
Dues-Marketing	\$1,133.00	\$0.00	\$0.00	\$0.00	\$528.00	\$0.00	\$0.00
Dues-Membership	\$0.00	\$0.00	\$0.00	\$0.00	\$0.00	\$0.00	\$0.00
Dues-Development	\$0.00	\$0.00	\$0.00	\$0.00	\$0.00	\$0.00	\$0.00
Dues-Education	\$355.00	\$0.00	\$0.00	\$0.00	\$355.00	\$0.00	\$0.00
Dues-Volunteer	\$0.00	\$0.00	\$0.00	\$0.00	\$0.00	\$0.00	\$0.00
Dues-Veterinary	\$3,452.00	\$362.00	\$0.00	\$0.00	\$2,930.00	\$0.00	\$1,035.00
Dues-Security	\$0.00	\$0.00	\$0.00	\$0.00	\$0.00	\$0.00	\$0.00
Dues-Visitor Services	\$4,750.00	\$0.00	\$0.00	\$0.00	\$4,750.00	\$0.00	\$4,962.14
Dues-Administration	\$1,035.00	\$180.00	\$0.00	\$0.00	\$370.00	\$0.00	(\$97.50)
Dues-Human Resources	\$400.00	\$0.00	\$0.00	\$0.00	\$0.00	\$0.00	\$0.00
Dues-Operations	\$0.00	\$0.00	\$0.00	\$0.00	\$0.00	\$0.00	\$0.00
Total Dues	\$55,990.00	\$2,792.00	\$0.00	\$6,682.99	\$24,098.00	\$0.00	\$20,565.83
Event Expense							
Advertising-Special Events	\$9,800.00	\$42.00	\$0.00	\$0.00	\$1,668.00	\$0.00	\$1,263.31
Bank Charges-Events	\$0.00	\$0.00	\$0.00	\$3.95	\$0.00	\$0.00	\$15.80
Computer Maint Agrmt-Special Events	\$0.00	\$0.00	\$0.00	\$0.00	\$0.00	\$0.00	\$0.00

# Fresno's Chaffee Zoo Corporation

## Income Statement

April 2019

	2019 Budget	April Budget	April Measure Z	April Actual	YTD Budget	YTD Measure Z	YTD Actual
Computer Hardware-Special Events	\$0.00	\$0.00	\$0.00	\$0.00	\$0.00	\$0.00	\$0.00
Consultant Fees-Special Events	\$0.00	\$0.00	\$0.00	\$0.00	\$0.00	\$0.00	\$0.00
Contracted Services-Special Events	\$59,296.00	\$1,033.00	\$0.00	\$3,403.68	\$10,632.00	\$0.00	\$10,458.58
Credit Card Fees-Special Events	\$900.00	\$75.00	\$0.00	\$39.95	\$300.00	\$0.00	\$159.80
Dues-Special Events	\$120.00	\$0.00	\$0.00	\$0.00	\$120.00	\$0.00	\$0.00
Equipment Lease/Rental-Special Events	\$74,400.00	\$10,000.00	\$0.00	\$6,499.65	\$16,500.00	\$0.00	\$8,811.30
Equipment Maintenance-Special Events	\$3,500.00	\$291.00	\$0.00	\$0.00	\$1,164.00	\$0.00	\$189.88
Equipment Purchases-Special Events	\$24,000.00	\$667.00	\$0.00	\$32.76	\$2,668.00	\$0.00	\$4,986.31
Event Supplies-Special Events	\$61,680.00	\$3,114.00	\$0.00	\$898.20	\$9,606.00	\$0.00	\$5,220.38
Food/Catering-Special Events	\$277,338.00	\$25,107.00	\$0.00	\$3,545.46	\$89,428.00	\$0.00	\$20,949.84
Member Premiums-Special Events	\$0.00	\$0.00	\$0.00	\$0.00	\$0.00	\$0.00	\$0.00
Mileage-Toll-Parking-Special Events	\$1,299.00	\$91.00	\$0.00	\$0.00	\$364.00	\$0.00	\$32.54
Misc. Specialized Services-Special Events	\$0.00	\$0.00	\$0.00	\$0.00	\$0.00	\$0.00	\$0.00
Miscellaneous-Special Events	\$0.00	\$0.00	\$0.00	\$0.00	\$0.00	\$0.00	\$0.00
Office Furniture-Special Events	\$500.00	\$42.00	\$0.00	\$0.00	\$168.00	\$0.00	\$0.00
Office Supplies-Special Events	\$3,998.00	\$332.00	\$0.00	\$0.00	\$1,328.00	\$0.00	\$0.00
Postage-Special Events	\$22,745.00	\$2,908.00	\$0.00	\$3,314.14	\$6,832.00	\$0.00	\$8,490.14
Printing-Special Events	\$45,700.00	\$3,350.00	\$0.00	\$265.62	\$10,100.00	\$0.00	\$7,793.65
Employee Relations-Special Events	\$0.00	\$0.00	\$0.00	\$0.00	\$0.00	\$0.00	\$0.00
Repairs and Replacements-Special Event	\$1,900.00	\$125.00	\$0.00	\$0.00	\$500.00	\$0.00	\$0.00
Returned Checks From Patrons-Special E	\$0.00	\$0.00	\$0.00	\$0.00	\$0.00	\$0.00	\$0.00
Security Services-Special Events	\$18,050.00	\$3,583.00	\$0.00	\$2,691.25	\$5,182.00	\$0.00	\$3,046.25
Signage-Special Events	\$250.00	\$0.00	\$0.00	\$0.00	\$0.00	\$0.00	\$766.62
Staff Development-Conf/Travel-Special E	\$5,000.00	\$0.00	\$0.00	\$0.00	\$0.00	\$0.00	\$210.00
Staff Development-Training-Special Ever	\$0.00	\$0.00	\$0.00	\$0.00	\$0.00	\$0.00	\$0.00
Subscriptions/Publications-Special Event	\$0.00	\$0.00	\$0.00	\$0.00	\$0.00	\$0.00	\$0.00
Supplies-Special Events	\$7,000.00	\$124.00	\$0.00	\$0.00	\$496.00	\$0.00	\$0.00
Recognition Expense-Special Events	\$1,300.00	\$163.00	\$0.00	\$0.00	\$252.00	\$0.00	\$0.00
Sales Tax Expense-Special Events	\$0.00	\$0.00	\$0.00	\$0.00	\$0.00	\$0.00	\$0.00
Telephone-Special Events	\$900.00	\$75.00	\$0.00	\$61.86	\$300.00	\$0.00	\$210.66
Uniforms-Special Events	\$4,558.00	\$0.00	\$0.00	\$0.00	\$2,000.00	\$0.00	\$0.00

# Fresno's Chaffee Zoo Corporation

## Income Statement

### April 2019

	2019 Budget	April Budget	April Measure Z	April Actual	YTD Budget	YTD Measure Z	YTD Actual
Vehicle Repair and Maintenance-Special	\$0.00	\$0.00	\$0.00	\$0.00	\$0.00	\$0.00	\$0.00
Volunteer Recognition-Special Events	\$0.00	\$0.00	\$0.00	\$0.00	\$0.00	\$0.00	\$0.00
Recruiting-Special Event	\$0.00	\$0.00	\$0.00	\$0.00	\$0.00	\$0.00	\$0.00
Total	\$624,234.00	\$51,122.00	\$0.00	\$20,756.52	\$159,608.00	\$0.00	\$72,605.06
Equipment							
Equipment Lease/Rental	\$0.00	\$0.00	\$0.00	\$0.00	\$0.00	\$0.00	\$0.00
Equipment Lease/Rental-Maintenance	\$68,200.00	\$4,000.00	\$0.00	\$7,600.85	\$22,000.00	\$0.00	\$35,220.84
Equipment Lease/Rental-Horticulture	\$8,000.00	\$0.00	\$0.00	\$0.00	\$3,500.00	\$0.00	\$0.00
Equipment Lease/Rental-Animal	\$3,300.00	\$1,050.00	\$0.00	\$14.99	\$2,300.00	\$0.00	\$1,657.00
Equipment Lease/Rental-Marketing	\$0.00	\$0.00	\$0.00	\$0.00	\$0.00	\$0.00	\$0.00
Equipment Lease/Rental-Membership	\$2,300.00	\$191.66	\$0.00	\$0.00	\$766.64	\$0.00	\$1,285.24
Equipment Lease/Rental-Development	\$9,580.00	\$2,000.00	\$0.00	\$0.00	\$4,020.00	\$0.00	\$491.50
Equipment Lease/Rental-Education	\$1,200.00	\$100.00	\$0.00	\$466.40	\$400.00	\$0.00	\$1,443.15
Equipment Lease/Rental-Veterinary	\$5,000.00	\$400.00	\$0.00	\$544.64	\$1,700.00	\$0.00	\$1,788.05
Equipment Lease/Rental-Security	\$0.00	\$0.00	\$0.00	\$0.00	\$0.00	\$0.00	\$0.00
Equipment Lease/Rental-Visitor Services	\$2,448.00	\$204.00	\$0.00	\$533.55	\$816.00	\$0.00	\$1,864.16
Equipment Lease/Rental-Administration	\$2,448.00	\$204.00	\$0.00	\$567.94	\$816.00	\$0.00	\$2,249.75
Equipment Lease/Rental-Capital Projects	\$0.00	\$0.00	\$0.00	\$0.00	\$0.00	\$0.00	\$0.00
Equipment Lease/Rental-Operations	\$609.00	\$50.75	\$0.00	\$14.99	\$203.00	\$0.00	\$39.16
Equipment Maintenance	\$0.00	\$0.00	\$0.00	\$0.00	\$0.00	\$0.00	\$0.00
Equipment Maintenance-Maintenance	\$21,300.00	\$1,400.00	\$0.00	\$0.00	\$7,200.00	\$0.00	\$2,467.06
Equipment Maintenance-Horticulture	\$3,000.00	\$0.00	\$0.00	\$0.00	\$1,500.00	\$0.00	\$0.00
Equipment Maintenance-Animal	\$3,000.00	\$0.00	\$0.00	\$0.00	\$750.00	\$0.00	\$6.15
Equipment Maintenance-Marketing	\$500.00	\$42.00	\$0.00	\$0.00	\$168.00	\$0.00	\$0.00
Equipment Maintenance-Membership	\$1,800.00	\$150.00	\$0.00	\$0.00	\$600.00	\$0.00	\$273.77
Equipment Maintenance-Development	\$0.00	\$0.00	\$0.00	\$0.00	\$0.00	\$0.00	\$0.00
Equipment Maintenance-Education	\$2,400.00	\$200.00	\$0.00	\$0.00	\$800.00	\$0.00	\$173.57
Equipment Maintenance-Veterinary	\$1,000.00	\$0.00	\$0.00	\$0.00	\$500.00	\$0.00	\$0.00
Equipment Maintenance-Security	\$0.00	\$0.00	\$0.00	\$0.00	\$0.00	\$0.00	\$138.00
Equipment Maintenance-Visitor Services	\$2,004.00	\$167.00	\$0.00	\$0.00	\$668.00	\$0.00	\$120.28

# Fresno's Chaffee Zoo Corporation

## Income Statement

April 2019

	2019 Budget	April Budget	April Measure Z	April Actual	YTD Budget	YTD Measure Z	YTD Actual
Equipment Maintenance-Administration	\$2,925.00	\$400.00	\$0.00	\$0.00	\$1,200.00	\$0.00	\$279.80
Equipment Maintenance-Operations	\$135.00	\$60.00	\$0.00	\$0.00	\$60.00	\$0.00	\$6.15
Equipment Purchases	\$0.00	\$0.00	\$0.00	\$0.00	\$0.00	\$0.00	\$0.00
Equipment Purchases-Maintenance	\$0.00	\$0.00	\$0.00	\$0.00	\$0.00	\$0.00	\$0.00
Equipment Purchases-Horticulture	\$0.00	\$0.00	\$0.00	\$0.00	\$0.00	\$0.00	\$1,457.67
Equipment Purchases-Animal	\$18,000.00	\$1,500.00	\$0.00	\$144.08	\$6,000.00	\$0.00	\$2,698.17
Equipment Purchases-Marketing	\$500.00	\$0.00	\$0.00	\$0.00	\$0.00	\$0.00	\$0.00
Equipment Purchases-Membership	\$0.00	\$0.00	\$0.00	\$0.00	\$0.00	\$0.00	\$0.00
Equipment Purchases-Development	\$0.00	\$0.00	\$0.00	\$0.00	\$0.00	\$0.00	\$0.00
Equipment Purchases-Education	\$3,600.00	\$300.00	\$0.00	\$0.00	\$1,200.00	\$0.00	\$0.00
Equipment Purchases-Veterinary	\$4,300.00	\$0.00	\$0.00	\$0.00	\$3,700.00	\$0.00	\$500.96
Equipment Purchases-Security	\$0.00	\$0.00	\$0.00	\$0.00	\$0.00	\$0.00	\$182.05
Equipment Purchases-Visitor Services	\$350.00	\$0.00	\$0.00	\$0.00	\$350.00	\$0.00	\$0.00
Equipment Purchases-Administration	\$360.00	\$30.00	\$0.00	\$0.00	\$120.00	\$0.00	\$0.00
Equipment Purchases-Operations	\$0.00	\$0.00	\$0.00	\$0.00	\$0.00	\$0.00	\$0.00
Trailer Rental-General	\$24,000.00	\$2,000.00	\$0.00	\$2,161.00	\$8,000.00	\$0.00	\$7,919.23
Total Equipment	\$192,259.00	\$14,449.41	\$0.00	\$12,048.44	\$69,337.64	\$0.00	\$62,261.71
Fleet							
Fuel Surcharge	\$0.00	\$0.00	\$0.00	\$0.00	\$0.00	\$0.00	\$0.00
Fuel Surcharge-Marketing	\$0.00	\$0.00	\$0.00	\$0.00	\$0.00	\$0.00	\$0.00
Gasoline/Motor Oil/Fuel	\$0.00	\$0.00	\$0.00	\$0.00	\$0.00	\$0.00	\$0.00
Gasoline/Motor Oil/Fuel-Maintenance	\$8,250.00	\$800.00	\$0.00	\$0.00	\$2,050.00	\$0.00	\$2,331.94
Gasoline/Motor Oil/Fuel-Horticulture	\$3,550.00	\$500.00	\$0.00	\$0.00	\$1,400.00	\$0.00	\$0.00
Gasoline/Motor Oil/Fuel-Animal	\$0.00	\$0.00	\$0.00	\$0.00	\$0.00	\$0.00	\$0.00
Gasoline/Motor Oil/Fuel-Education	\$3,996.00	\$333.00	\$0.00	\$0.00	\$1,332.00	\$0.00	\$205.35
Gasoline/Motor Oil/Fuel-Veterinary	\$0.00	\$0.00	\$0.00	\$0.00	\$0.00	\$0.00	\$0.00
Gasoline/Motor Oil/Fuel-Visitor Services	\$0.00	\$0.00	\$0.00	\$0.00	\$0.00	\$0.00	\$0.00
Vehicle Rental	\$0.00	\$0.00	\$0.00	\$0.00	\$0.00	\$0.00	\$0.00
Vehicle Rental-Maintenance	\$0.00	\$0.00	\$0.00	\$0.00	\$0.00	\$0.00	\$0.00
Vehicle Rental-Development	\$0.00	\$0.00	\$0.00	\$0.00	\$0.00	\$0.00	\$0.00

# Fresno's Chaffee Zoo Corporation

## Income Statement

April 2019

	2019 Budget	April Budget	April Measure Z	April Actual	YTD Budget	YTD Measure Z	YTD Actual
Vehicle Repair and Maintenance	\$0.00	\$0.00	\$0.00	\$0.00	\$0.00	\$0.00	\$0.00
Vehicle Repair and Maintenance-Mainten	\$2,200.00	\$0.00	\$0.00	\$0.00	\$1,100.00	\$0.00	\$1,618.30
Vehicle Repair and Maintenance-Horticu	\$0.00	\$0.00	\$0.00	\$0.00	\$0.00	\$0.00	\$0.00
Vehicle Repair and Maintenance-Animal	\$0.00	\$0.00	\$0.00	\$0.00	\$0.00	\$0.00	\$0.00
Vehicle Repair and Maintenance-Marketi	\$0.00	\$0.00	\$0.00	\$0.00	\$0.00	\$0.00	\$0.00
Vehicle Repair and Maintenance-Develo	\$0.00	\$0.00	\$0.00	\$0.00	\$0.00	\$0.00	\$0.00
Vehicle Repair and Maintenance-Educati	\$1,200.00	\$100.00	\$0.00	\$0.00	\$400.00	\$0.00	\$0.00
Vehicle Repair and Maintenance-Veterin	\$0.00	\$0.00	\$0.00	\$0.00	\$0.00	\$0.00	\$0.00
Vehicle Repair and Maintenance-Security	\$1,500.00	\$0.00	\$0.00	\$0.00	\$0.00	\$0.00	\$0.00
Vehicle Repair and Maintenance-Admini	\$0.00	\$0.00	\$0.00	\$0.00	\$0.00	\$0.00	\$0.00
Vehicle License & Registration	\$0.00	\$0.00	\$0.00	\$0.00	\$0.00	\$0.00	\$0.00
Vehicle License & Registration-Maintena	\$2,550.00	\$150.00	\$0.00	\$0.00	\$600.00	\$0.00	\$564.00
Vehicle	\$0.00	\$0.00	\$0.00	\$0.00	\$0.00	\$0.00	\$0.00
Total Fleet	\$23,246.00	\$1,883.00	\$0.00	\$0.00	\$6,882.00	\$0.00	\$4,719.59
Food/Catering							
Food/Catering	\$600.00	\$50.00	\$0.00	\$0.00	\$200.00	\$0.00	\$0.00
Food/Catering-Maintenance	\$0.00	\$0.00	\$0.00	\$0.00	\$0.00	\$0.00	\$0.00
Food/Catering-Horticulture	\$0.00	\$0.00	\$0.00	\$0.00	\$0.00	\$0.00	\$0.00
Food/Catering-Animal	\$0.00	\$0.00	\$0.00	\$0.00	\$0.00	\$0.00	\$0.00
Food/Catering-Marketing	\$1,800.00	\$150.00	\$0.00	\$0.00	\$600.00	\$0.00	\$393.08
Food/Catering-Membership	\$0.00	\$0.00	\$0.00	\$0.00	\$0.00	\$0.00	\$0.00
Food/Catering-Development	\$22,000.00	\$13,750.00	\$0.00	\$0.00	\$16,000.00	\$0.00	\$59.84
Food/Catering-Education	\$6,000.00	\$500.00	\$0.00	\$114.97	\$800.00	\$0.00	\$646.92
Food/Catering-Volunteer	\$3,200.00	\$800.00	\$0.00	\$0.00	\$1,500.00	\$0.00	\$140.07
Food/Catering-Veterinary	\$240.00	\$20.00	\$0.00	\$0.00	\$80.00	\$0.00	\$39.09
Food/Catering-Visitor Services	\$300.00	\$25.00	\$0.00	\$0.00	\$100.00	\$0.00	\$0.00
Food/Catering-Administration	\$1,000.00	\$83.33	\$0.00	\$64.68	\$333.32	\$0.00	\$501.51
Food/Catering-Human Resources	\$17,775.00	\$125.00	\$0.00	\$0.00	\$575.00	\$0.00	\$0.00
Food/Catering-Capital Projects	\$0.00	\$0.00	\$0.00	\$0.00	\$0.00	\$0.00	\$0.00
Total Food/Catering	\$52,915.00	\$15,503.33	\$0.00	\$179.65	\$20,188.32	\$0.00	\$1,780.51

# Fresno's Chaffee Zoo Corporation

## Income Statement

April 2019

	2019 Budget	April Budget	April Measure Z	April Actual	YTD Budget	YTD Measure Z	YTD Actual
Insurance							
Insurance-Other	\$0.00	\$0.00	\$0.00	\$0.00	\$0.00	\$0.00	\$0.00
Liability Insurance	\$198,000.00	\$16,500.00	\$0.00	\$6,087.72	\$66,000.00	\$0.00	\$38,645.72
Liability Insurance-Administration	\$0.00	\$0.00	\$0.00	\$0.00	\$0.00	\$0.00	\$0.00
Property Insurance	\$0.00	\$0.00	\$0.00	\$0.00	\$0.00	\$0.00	\$0.00
Property Insurance-Development	\$11,500.00	\$0.00	\$0.00	\$0.00	\$0.00	\$0.00	\$0.00
Total Insurance	\$209,500.00	\$16,500.00	\$0.00	\$6,087.72	\$66,000.00	\$0.00	\$38,645.72
Mileage, Toll, Parking							
Mileage-Toll-Parking	\$0.00	\$0.00	\$0.00	\$0.00	\$0.00	\$0.00	\$0.00
Mileage-Toll-Parking-Maintenance	\$100.00	\$0.00	\$0.00	\$0.00	\$25.00	\$0.00	\$0.00
Mileage-Toll-Parking-Horticulture	\$0.00	\$0.00	\$0.00	\$0.00	\$0.00	\$0.00	\$0.00
Mileage-Toll-Parking-Animal	\$100.00	\$0.00	\$0.00	\$0.00	\$100.00	\$0.00	\$0.00
Mileage-Toll-Parking-Marketing	\$1,200.00	\$100.00	\$0.00	\$172.84	\$400.00	\$0.00	\$209.55
Mileage-Toll-Parking-Membership	\$240.00	\$20.00	\$0.00	\$0.00	\$80.00	\$0.00	\$15.15
Mileage-Toll-Parking-Development	\$600.00	\$50.00	\$0.00	\$0.00	\$200.00	\$0.00	\$0.00
Mileage-Toll-Parking-Education	\$500.00	\$41.66	\$0.00	\$0.00	\$166.64	\$0.00	\$0.00
Mileage-Toll-Parking-Veterinary	\$50.00	\$0.00	\$0.00	\$0.00	\$50.00	\$0.00	\$0.00
Mileage-Toll-Parking-Security	\$0.00	\$0.00	\$0.00	\$0.00	\$0.00	\$0.00	\$0.00
Mileage-Toll-Parking-Administration	\$30.00	\$0.00	\$0.00	\$0.00	\$10.00	\$0.00	\$0.00
Mileage-Toll-Parking-Human Resources	\$0.00	\$0.00	\$0.00	\$0.00	\$0.00	\$0.00	\$0.00
Mileage-Toll-Parking-Operations	\$0.00	\$0.00	\$0.00	\$0.00	\$0.00	\$0.00	\$0.00
Total	\$2,820.00	\$211.66	\$0.00	\$172.84	\$1,031.64	\$0.00	\$224.70
Miscellaneous Business							
Courier Services	\$0.00	\$0.00	\$0.00	\$0.00	\$0.00	\$0.00	\$0.00
Courier Services-Veterinary	\$300.00	\$100.00	\$0.00	\$0.00	\$200.00	\$0.00	\$0.00
Courier Services-Visitor Services	\$5,800.00	\$850.00	\$0.00	\$778.81	\$2,300.00	\$0.00	\$1,395.49
Courier Services-Administration	\$0.00	\$0.00	\$0.00	\$0.00	\$0.00	\$0.00	\$0.00
Sales Tax Expense	\$0.00	\$0.00	\$0.00	\$0.00	\$0.00	\$0.00	\$0.00



# Fresno's Chaffee Zoo Corporation

## Income Statement

April 2019

	2019 Budget	April Budget	April Measure Z	April Actual	YTD Budget	YTD Measure Z	YTD Actual
Sales Tax Expense-Maintenance	\$0.00	\$0.00	\$0.00	\$0.00	\$0.00	\$0.00	\$0.00
Sales Tax Expense-Horticulture	\$0.00	\$0.00	\$0.00	\$0.00	\$0.00	\$0.00	\$0.00
Sales Tax Expense-Animal	\$0.00	\$0.00	\$0.00	\$0.00	\$0.00	\$0.00	\$0.00
Sales Tax Expense-Marketing	\$0.00	\$0.00	\$0.00	\$0.00	\$0.00	\$0.00	\$0.00
Sales Tax Expense-Membership	\$0.00	\$0.00	\$0.00	\$0.00	\$0.00	\$0.00	\$0.00
Sales Tax Expense-Development	\$0.00	\$0.00	\$0.00	\$0.00	\$0.00	\$0.00	\$0.00
Sales Tax Expense-Education	\$0.00	\$0.00	\$0.00	\$0.00	\$0.00	\$0.00	\$0.00
Sales Tax Expense-Volunteer	\$0.00	\$0.00	\$0.00	\$0.00	\$0.00	\$0.00	\$0.00
Sales Tax Expense-Veterinary	\$0.00	\$0.00	\$0.00	\$0.00	\$0.00	\$0.00	\$0.00
Sales Tax Expense-Security	\$0.00	\$0.00	\$0.00	\$0.00	\$0.00	\$0.00	\$0.00
Sales Tax Expense-Visitor Services	\$0.00	\$0.00	\$0.00	\$0.00	\$0.00	\$0.00	\$0.00
Sales Tax Expense-Administration	\$0.00	\$0.00	\$0.00	\$0.00	\$0.00	\$0.00	\$0.00
Trip Expense	\$0.00	\$0.00	\$0.00	\$0.00	\$0.00	\$0.00	\$0.00
Trip Expense-Animal	\$0.00	\$0.00	\$0.00	\$0.00	\$0.00	\$0.00	\$0.00
Trip Expense-Education	\$0.00	\$0.00	\$0.00	\$0.00	\$0.00	\$0.00	\$0.00
Trip Expense-Veterinary	\$0.00	\$0.00	\$0.00	\$0.00	\$0.00	\$0.00	\$0.00
Reference Materials	\$0.00	\$0.00	\$0.00	\$0.00	\$0.00	\$0.00	\$0.00
Reference Materials-Maintenance	\$0.00	\$0.00	\$0.00	\$0.00	\$0.00	\$0.00	\$0.00
Reference Materials-Horticulture	\$0.00	\$0.00	\$0.00	\$0.00	\$0.00	\$0.00	\$0.00
Reference Materials-Animal	\$0.00	\$0.00	\$0.00	\$0.00	\$0.00	\$0.00	\$0.00
Reference Materials-Education	\$1,800.00	\$150.00	\$0.00	\$0.00	\$600.00	\$0.00	\$0.00
Reference Materials-Volunteer	\$0.00	\$0.00	\$0.00	\$0.00	\$0.00	\$0.00	\$0.00
Reference Materials-Veterinary	\$400.00	\$100.00	\$0.00	\$0.00	\$200.00	\$0.00	\$0.00
Reference Materials-Security	\$0.00	\$0.00	\$0.00	\$0.00	\$0.00	\$0.00	\$0.00
Reference Materials-Administration	\$0.00	\$0.00	\$0.00	\$0.00	\$0.00	\$0.00	\$0.00
Reference Materials-Information Techno	\$300.00	\$25.00	\$0.00	\$0.00	\$100.00	\$0.00	\$0.00
Reference Materials-Human Resources	\$200.00	\$0.00	\$0.00	\$0.00	\$0.00	\$0.00	\$0.00
Subscriptions/Publications	\$0.00	\$0.00	\$0.00	\$0.00	\$0.00	\$0.00	\$0.00
Subscriptions/Publications-Maintenance	\$0.00	\$0.00	\$0.00	\$0.00	\$0.00	\$0.00	\$0.00
Subscriptions/Publications-Horticulture	\$0.00	\$0.00	\$0.00	\$0.00	\$0.00	\$0.00	\$0.00
Subscriptions/Publications-Animal	\$200.00	\$0.00	\$0.00	\$0.00	\$200.00	\$0.00	\$0.00

# Fresno's Chaffee Zoo Corporation

## Income Statement

April 2019

	2019 Budget	April Budget	April Measure Z	April Actual	YTD Budget	YTD Measure Z	YTD Actual
Subscriptions/Publications-Marketing	\$100.00	\$0.00	\$0.00	\$0.00	\$25.00	\$0.00	\$0.00
Subscriptions/Publications-Development	\$0.00	\$0.00	\$0.00	\$0.00	\$0.00	\$0.00	\$0.00
Subscriptions/Publications-Administratic	\$0.00	\$0.00	\$0.00	\$0.00	\$0.00	\$0.00	\$0.00
Subscriptions/Publications-Human Resol	\$0.00	\$0.00	\$0.00	\$0.00	\$0.00	\$0.00	\$0.00
Director Discretionary	\$9,000.00	\$750.00	\$0.00	\$356.32	\$3,000.00	\$0.00	\$1,503.01
Director Discretionary-Animal	\$0.00	\$0.00	\$0.00	\$0.00	\$0.00	\$0.00	\$0.00
Director Discretionary-Marketing	\$0.00	\$0.00	\$0.00	\$0.00	\$0.00	\$0.00	\$0.00
Director Discretionary-Administration	\$0.00	\$0.00	\$0.00	\$0.00	\$0.00	\$0.00	\$0.00
Employee Relations	\$0.00	\$0.00	\$0.00	\$0.00	\$0.00	\$0.00	\$0.00
Employee Relations-Animal	\$0.00	\$0.00	\$0.00	\$0.00	\$0.00	\$0.00	\$0.00
Employee Relations-Development	\$0.00	\$0.00	\$0.00	\$0.00	\$0.00	\$0.00	\$0.00
Employee Relations-Education	\$0.00	\$0.00	\$0.00	\$0.00	\$0.00	\$0.00	\$0.00
Employee Relations-Security	\$0.00	\$0.00	\$0.00	\$0.00	\$0.00	\$0.00	\$0.00
Employee Relations-Administration	\$0.00	\$0.00	\$0.00	\$0.00	\$0.00	\$0.00	\$0.00
Research	\$0.00	\$0.00	\$0.00	\$0.00	\$0.00	\$0.00	\$0.00
Research-Animal	\$0.00	\$0.00	\$0.00	\$0.00	\$0.00	\$0.00	\$0.00
Total Miscellaneous Business	\$18,100.00	\$1,975.00	\$0.00	\$1,135.13	\$6,625.00	\$0.00	\$2,898.50
Office Supplies							
Office Furniture	\$0.00	\$0.00	\$0.00	\$0.00	\$0.00	\$0.00	\$0.00
Office Furniture-Maintenance	\$0.00	\$0.00	\$0.00	\$0.00	\$0.00	\$0.00	\$0.00
Office Furniture-Horticulture	\$0.00	\$0.00	\$0.00	\$0.00	\$0.00	\$0.00	\$0.00
Office Furniture-Animals	\$2,000.00	\$200.00	\$0.00	\$0.00	\$1,000.00	\$0.00	\$0.00
Office Furniture-Marketing	\$500.00	\$500.00	\$0.00	\$0.00	\$500.00	\$0.00	\$161.95
Office Furniture-Membership	\$0.00	\$0.00	\$0.00	\$0.00	\$0.00	\$0.00	\$0.00
Office Furniture-Education	\$1,200.00	\$0.00	\$0.00	\$0.00	\$500.00	\$0.00	\$0.00
Office Furniture-Veterinary	\$1,000.00	\$60.00	\$0.00	\$0.00	\$480.00	\$0.00	\$0.00
Office Furniture-Security	\$0.00	\$0.00	\$0.00	\$0.00	\$0.00	\$0.00	\$0.00
Office Furniture-Visitor Services	\$1,000.00	\$0.00	\$0.00	\$0.00	\$1,000.00	\$0.00	\$0.00
Office Furniture-Administration	\$0.00	\$0.00	\$0.00	\$0.00	\$0.00	\$0.00	\$658.36
Office Furniture-Human Resources	\$0.00	\$0.00	\$0.00	\$0.00	\$0.00	\$0.00	\$0.00

# Fresno's Chaffee Zoo Corporation

## Income Statement

April 2019

	2019 Budget	April Budget	April Measure Z	April Actual	YTD Budget	YTD Measure Z	YTD Actual
Office Furniture-Capital Projects	\$0.00	\$0.00	\$0.00	\$0.00	\$0.00	\$0.00	\$0.00
Office Furniture-Operations	\$0.00	\$0.00	\$0.00	\$0.00	\$0.00	\$0.00	\$0.00
Office Supplies	\$0.00	\$0.00	\$0.00	\$0.00	\$0.00	\$0.00	\$0.00
Office Supplies-Maintenance	\$480.00	\$40.00	\$0.00	\$0.00	\$160.00	\$0.00	\$201.16
Office Supplies-Horticulture	\$150.00	\$0.00	\$0.00	\$0.00	\$50.00	\$0.00	\$0.00
Office Supplies-Animal	\$1,200.00	\$100.00	\$0.00	\$0.00	\$400.00	\$0.00	\$123.87
Office Supplies-Marketing	\$600.00	\$50.00	\$0.00	\$0.00	\$200.00	\$0.00	\$0.00
Office Supplies-Membership	\$2,400.00	\$200.00	\$0.00	\$0.00	\$800.00	\$0.00	\$134.14
Office Supplies-Development	\$600.00	\$50.00	\$0.00	\$0.00	\$200.00	\$0.00	\$79.43
Office Supplies-Education	\$2,400.00	\$200.00	\$0.00	\$0.00	\$800.00	\$0.00	\$59.39
Office Supplies-Volunteer	\$0.00	\$0.00	\$0.00	\$0.00	\$0.00	\$0.00	\$0.00
Office Supplies-Veterinary	\$750.00	\$50.00	\$0.00	\$176.87	\$250.00	\$0.00	\$405.46
Office Supplies-Security	\$0.00	\$0.00	\$0.00	\$0.00	\$0.00	\$0.00	\$0.00
Office Supplies-Visitor Services	\$1,200.00	\$100.00	\$0.00	\$153.24	\$400.00	\$0.00	\$349.70
Office Supplies-Administration	\$3,700.00	\$450.00	\$0.00	\$197.27	\$1,550.00	\$0.00	\$1,547.35
Office Supplies-Human Resources	\$0.00	\$0.00	\$0.00	(\$4.26)	\$0.00	\$0.00	\$44.32
Office Supplies-Capital Projects	\$0.00	\$0.00	\$0.00	\$0.00	\$0.00	\$0.00	\$0.00
Office Supplies-Operations	\$250.00	\$75.00	\$0.00	\$0.00	\$75.00	\$0.00	\$37.55
Total Office Supplies	\$19,430.00	\$2,075.00	\$0.00	\$523.12	\$8,365.00	\$0.00	\$3,802.68
Postage							
Postage	\$0.00	\$0.00	\$0.00	\$0.00	\$0.00	\$0.00	\$0.00
Postage-Maintenance	\$0.00	\$0.00	\$0.00	\$0.00	\$0.00	\$0.00	\$0.00
Postage-Animal	\$300.00	\$25.00	\$0.00	\$0.00	\$100.00	\$0.00	(\$55.47)
Postage-Marketing	\$3,000.00	\$250.00	\$0.00	\$0.00	\$1,000.00	\$0.00	\$396.54
Postage-Membership	\$36,845.00	\$4,210.00	\$0.00	\$677.02	\$14,065.00	\$0.00	\$5,509.58
Postage-Development	\$6,100.00	\$50.00	\$0.00	\$123.05	\$2,700.00	\$0.00	\$3,155.42
Postage-Education	\$500.00	\$41.66	\$0.00	\$13.95	\$166.64	\$0.00	\$13.95
Postage-Volunteer	\$300.00	\$25.00	\$0.00	\$0.00	\$100.00	\$0.00	\$6.70
Postage-Veterinary	\$8,000.00	\$666.67	\$0.00	\$736.71	\$2,666.64	\$0.00	\$2,052.09
Postage-Security	\$0.00	\$0.00	\$0.00	\$0.00	\$0.00	\$0.00	\$0.00

# Fresno's Chaffee Zoo Corporation

## Income Statement

April 2019

	2019 Budget	April Budget	April Measure Z	April Actual	YTD Budget	YTD Measure Z	YTD Actual
Postage-Visitor Services	\$0.00	\$0.00	\$0.00	\$0.00	\$0.00	\$0.00	\$0.00
Postage-Administration	\$2,620.00	\$25.00	\$0.00	\$37.28	\$550.00	\$0.00	\$397.62
Postage-Human Resources	\$0.00	\$0.00	\$0.00	\$0.00	\$0.00	\$0.00	\$0.00
Postage-Capital Projects	\$0.00	\$0.00	\$0.00	\$0.00	\$0.00	\$0.00	\$0.00
Total Postage	\$57,665.00	\$5,293.33	\$0.00	\$1,588.01	\$21,348.28	\$0.00	\$11,476.43
Printing							
Newsletter Expense	\$0.00	\$0.00	\$0.00	\$0.00	\$0.00	\$0.00	\$0.00
Newsletter Expense-Membership	\$64,000.00	\$16,000.00	\$0.00	\$0.00	\$32,000.00	\$0.00	\$14,828.20
Newsletter Expense-Development	\$0.00	\$0.00	\$0.00	\$0.00	\$0.00	\$0.00	\$0.00
Printing	\$0.00	\$0.00	\$0.00	\$0.00	\$0.00	\$0.00	\$0.00
Printing-Maintenance	\$750.00	\$0.00	\$0.00	\$0.00	\$250.00	\$0.00	\$0.00
Printing-Horticulture	\$0.00	\$0.00	\$0.00	\$0.00	\$0.00	\$0.00	\$0.00
Printing-Animal	\$100.00	\$100.00	\$0.00	\$0.00	\$100.00	\$0.00	\$0.00
Printing-Marketing	\$31,000.00	\$2,500.00	\$0.00	\$0.00	\$10,000.00	\$0.00	\$55.07
Printing-Membership	\$46,000.00	\$4,000.00	\$0.00	\$435.14	\$21,100.00	\$0.00	\$3,024.39
Printing-Development	\$7,700.00	\$0.00	\$0.00	\$0.00	\$3,200.00	\$0.00	\$2,806.28
Printing-Education	\$700.00	\$50.00	\$0.00	\$0.00	\$250.00	\$0.00	\$51.82
Printing-Volunteer	\$300.00	\$25.00	\$0.00	\$0.00	\$100.00	\$0.00	\$0.00
Printing-Veterinary	\$0.00	\$0.00	\$0.00	\$0.00	\$0.00	\$0.00	\$0.00
Printing-Security	\$0.00	\$0.00	\$0.00	\$0.00	\$0.00	\$0.00	\$0.00
Printing-Visitor Services	\$76,020.00	\$0.00	\$0.00	\$0.00	\$26,020.00	\$0.00	\$2,502.25
Printing-Administration	\$3,375.00	\$0.00	\$0.00	\$0.00	\$1,500.00	\$0.00	\$51.82
Printing-Human Resources	\$35.00	\$0.00	\$0.00	\$0.00	\$35.00	\$0.00	\$17.28
Printing-Capital Projects	\$0.00	\$0.00	\$0.00	\$0.00	\$0.00	\$0.00	\$0.00
Printing-Operations	\$25.00	\$0.00	\$0.00	\$0.00	\$0.00	\$0.00	\$34.55
Total Printing	\$230,005.00	\$22,675.00	\$0.00	\$435.14	\$94,555.00	\$0.00	\$23,371.66
Professional Services							
Legal and Audit	\$83,000.00	\$5,000.00	\$0.00	\$831.60	\$23,000.00	\$0.00	\$19,947.30
Legal and Audit-Administration	\$0.00	\$0.00	\$0.00	\$0.00	\$0.00	\$0.00	\$0.00

# Fresno's Chaffee Zoo Corporation

## Income Statement

April 2019

	2019 Budget	April Budget	April Measure Z	April Actual	YTD Budget	YTD Measure Z	YTD Actual
Legal and Audit-Human Resources	\$15,400.00	\$500.00	\$0.00	\$3,634.40	\$2,000.00	\$0.00	\$3,973.20
Legal and Audit-Capital Projects	\$0.00	\$0.00	\$0.00	\$0.00	\$0.00	\$0.00	\$0.00
Lab Work	\$0.00	\$0.00	\$0.00	\$0.00	\$0.00	\$0.00	\$0.00
Lab Work-Veterinary	\$0.00	\$0.00	\$0.00	\$6,192.64	\$0.00	\$0.00	\$32,123.59
Payroll Service	\$0.00	\$0.00	\$0.00	\$0.00	\$0.00	\$0.00	\$0.00
Payroll Service-Administration	\$0.00	\$0.00	\$0.00	\$0.00	\$0.00	\$0.00	\$0.00
Payroll Service-Human Resource	\$0.00	\$0.00	\$0.00	\$2,543.58	\$0.00	\$0.00	\$14,034.72
Pest Control Services	\$0.00	\$0.00	\$0.00	\$0.00	\$0.00	\$0.00	\$0.00
Pest Control Services-Maintenance	\$0.00	\$0.00	\$0.00	\$0.00	\$0.00	\$0.00	\$12,075.00
Pest Control Services-Animal	\$0.00	\$0.00	\$0.00	\$0.00	\$0.00	\$0.00	\$0.00
Professional Services	\$0.00	\$0.00	\$0.00	\$0.00	\$0.00	\$0.00	\$0.00
Total Professional Services	\$98,400.00	\$5,500.00	\$0.00	\$13,202.22	\$25,000.00	\$0.00	\$82,153.81
Recruiting							
Staff Recruitment Expense	\$0.00	\$0.00	\$0.00	\$0.00	\$0.00	\$0.00	\$0.00
Staff Recruitment Expense-Horticulture	\$0.00	\$0.00	\$0.00	\$0.00	\$0.00	\$0.00	\$0.00
Staff Recruitment Expense-Veterinary	\$0.00	\$0.00	\$0.00	\$0.00	\$0.00	\$0.00	\$0.00
Staff Recruitment Expense-Administratio	\$0.00	\$0.00	\$0.00	\$0.00	\$0.00	\$0.00	\$0.00
Recruiting	\$0.00	\$0.00	\$0.00	\$0.00	\$0.00	\$0.00	\$0.00
Recruiting-Maintenance	\$0.00	\$0.00	\$0.00	\$0.00	\$0.00	\$0.00	\$0.00
Recruiting-Horticulture	\$0.00	\$0.00	\$0.00	\$0.00	\$0.00	\$0.00	\$0.00
Recruiting-Animal	\$0.00	\$0.00	\$0.00	\$0.00	\$0.00	\$0.00	\$0.00
Recruiting-Marketing	\$0.00	\$0.00	\$0.00	\$0.00	\$0.00	\$0.00	\$0.00
Recruiting-Education	\$0.00	\$0.00	\$0.00	\$0.00	\$0.00	\$0.00	\$0.00
Recruiting-Veterinary	\$0.00	\$0.00	\$0.00	\$0.00	\$0.00	\$0.00	\$0.00
Recruiting-Security	\$0.00	\$0.00	\$0.00	\$0.00	\$0.00	\$0.00	\$0.00
Recruiting-Administration	\$0.00	\$0.00	\$0.00	\$0.00	\$0.00	\$0.00	\$0.00
Recruiting-Human Resources	\$36,755.00	\$2,730.00	\$0.00	\$991.20	\$12,915.00	\$0.00	\$5,729.67
Total	\$36,755.00	\$2,730.00	\$0.00	\$991.20	\$12,915.00	\$0.00	\$5,729.67

Recognition

# Fresno's Chaffee Zoo Corporation

## Income Statement

April 2019

	2019 Budget	April Budget	April Measure Z	April Actual	YTD Budget	YTD Measure Z	YTD Actual
Recognition Expense	\$0.00	\$0.00	\$0.00	\$0.00	\$0.00	\$0.00	\$0.00
Recognition Expense-Marketing	\$0.00	\$0.00	\$0.00	\$0.00	\$0.00	\$0.00	\$78.28
Recognition Expense-Development	\$0.00	\$0.00	\$0.00	\$10.80	\$0.00	\$0.00	\$64.79
Recognition Expense-Education	\$0.00	\$0.00	\$0.00	\$0.00	\$0.00	\$0.00	\$0.00
Recognition Expense-Volunteer	\$1,500.00	\$1,500.00	\$0.00	\$0.00	\$1,500.00	\$0.00	\$0.00
Recognition Expense-Administration	\$0.00	\$0.00	\$0.00	\$0.00	\$0.00	\$0.00	\$0.00
Recognition Expense-Human Resources	\$2,160.00	\$155.00	\$0.00	\$0.00	\$620.00	\$0.00	\$260.00
Recognition Expense-Capital Projects	\$0.00	\$0.00	\$0.00	\$0.00	\$0.00	\$0.00	\$0.00
Volunteer Recognition	\$0.00	\$0.00	\$0.00	\$0.00	\$0.00	\$0.00	\$0.00
Volunteer Recognition-Volunteer	\$0.00	\$0.00	\$0.00	\$0.00	\$0.00	\$0.00	\$822.50
Recognition Expense-Res	\$0.00	\$0.00	\$0.00	\$0.00	\$0.00	\$0.00	\$0.00
Total	\$3,660.00	\$1,655.00	\$0.00	\$10.80	\$2,120.00	\$0.00	\$1,225.57
Repairs and Replacements							
Building Supplies-Materials	\$0.00	\$0.00	\$0.00	\$0.00	\$0.00	\$0.00	\$0.00
Building Supplies-Materials-Maintenance	\$0.00	\$0.00	\$0.00	\$0.00	\$0.00	\$0.00	\$0.00
Building Supplies-Materials-Horticulture	\$0.00	\$0.00	\$0.00	\$0.00	\$0.00	\$0.00	\$0.00
Building Supplies-Materials-Animal	\$900.00	\$75.00	\$0.00	\$0.00	\$300.00	\$0.00	\$0.00
Building Supplies-Materials-Veterinary	\$0.00	\$0.00	\$0.00	\$0.00	\$0.00	\$0.00	\$0.00
Construction	\$0.00	\$0.00	\$0.00	\$0.00	\$0.00	\$0.00	\$0.00
Construction-Maintenance	\$0.00	\$0.00	\$0.00	\$0.00	\$0.00	\$0.00	\$0.00
Construction-Horticulture	\$0.00	\$0.00	\$0.00	\$0.00	\$0.00	\$0.00	\$0.00
Construction-Animal	\$0.00	\$0.00	\$0.00	\$0.00	\$0.00	\$0.00	\$0.00
Exhibit Renovations	\$0.00	\$0.00	\$0.00	\$0.00	\$0.00	\$0.00	(\$358.00)
Exhibit Renovations-Animal	\$50,000.00	\$0.00	\$0.00	\$0.00	\$12,000.00	\$0.00	\$0.00
Exhibit Maintenance-Animal	\$0.00	\$0.00	\$0.00	\$0.00	\$0.00	\$0.00	\$0.00
Exhibit Maint-Valley Farms-Animals	\$20,000.00	\$0.00	\$0.00	\$0.00	\$10,000.00	\$0.00	\$0.00
Improvements	\$0.00	\$0.00	\$0.00	\$0.00	\$0.00	\$0.00	\$0.00
Improvements-Maintenance	\$0.00	\$0.00	\$0.00	\$0.00	\$0.00	\$0.00	\$0.00
Improvements-Horticulture	\$0.00	\$0.00	\$0.00	\$0.00	\$0.00	\$0.00	\$0.00
Improvements-Animal	\$0.00	\$0.00	\$0.00	\$0.00	\$0.00	\$0.00	\$0.00

# Fresno's Chaffee Zoo Corporation

## Income Statement

April 2019

	2019 Budget	April Budget	April Measure Z	April Actual	YTD Budget	YTD Measure Z	YTD Actual
Improvements-Education	\$0.00	\$0.00	\$0.00	\$0.00	\$0.00	\$0.00	\$0.00
Improvements-Visitor Services	\$0.00	\$0.00	\$0.00	\$0.00	\$0.00	\$0.00	\$0.00
Improvements-Administration	\$0.00	\$0.00	\$0.00	\$0.00	\$0.00	\$0.00	\$0.00
Irrigation Maintenance and Repair	\$0.00	\$0.00	\$0.00	\$0.00	\$0.00	\$0.00	\$0.00
Irrigation Maintenance and Repair-Horti	\$5,000.00	\$0.00	\$0.00	\$0.00	\$3,000.00	\$0.00	\$3,268.12
Irrigation Maintenance and Repair-Anim	\$0.00	\$0.00	\$0.00	\$0.00	\$0.00	\$0.00	\$0.00
LSS Repairs and Replacements	\$0.00	\$0.00	\$0.00	\$0.00	\$0.00	\$0.00	\$0.00
LSS Repairs and Replacements-Animals	\$25,000.00	\$2,000.00	\$0.00	\$0.00	\$9,000.00	\$333.64	\$333.64
Purchases-Benches	\$0.00	\$0.00	\$0.00	\$0.00	\$0.00	\$0.00	\$0.00
Purchases-Benches-Development	\$0.00	\$0.00	\$0.00	\$0.00	\$0.00	\$0.00	\$0.00
Permits	\$225.00	\$0.00	\$0.00	\$0.00	\$0.00	\$0.00	\$1,146.00
Permits-Maintenance	\$0.00	\$0.00	\$0.00	\$0.00	\$0.00	\$0.00	\$0.00
Permits-Animal	\$1,950.00	\$0.00	\$0.00	\$123.62	\$1,500.00	\$0.00	\$488.31
Permits-Education	\$100.00	\$100.00	\$0.00	\$0.00	\$100.00	\$0.00	\$0.00
Permits-Veterinary	\$30.00	\$0.00	\$0.00	\$0.00	\$10.00	\$0.00	\$180.00
Permits-Security	\$325.00	\$175.00	\$0.00	\$0.00	\$175.00	\$0.00	\$0.00
Permits-Administration	\$500.00	\$0.00	\$0.00	\$0.00	\$500.00	\$0.00	\$637.00
Permits-Operations	\$0.00	\$0.00	\$0.00	\$0.00	\$0.00	\$0.00	\$0.00
Repairs and Replacements	\$0.00	\$0.00	\$0.00	\$0.00	\$0.00	\$0.00	\$0.00
Repairs and Replacements-Maintenance	\$180,000.00	\$20,000.00	\$0.00	\$5,231.17	\$60,000.00	\$0.00	\$26,547.32
Repairs and Replacements-Horticulture	\$5,000.00	\$2,000.00	\$0.00	\$0.00	\$3,000.00	\$0.00	\$625.48
Repairs and Replacements-Animal	\$41,000.00	\$4,000.00	\$875.00	46/ \$875.00 2/	\$15,000.00	\$3,342.22	\$3,342.22
Repairs and Replacements-Marketing	\$0.00	\$0.00	\$0.00	\$0.00	\$0.00	\$0.00	\$0.00
Repairs and Replacements-Development	\$0.00	\$0.00	\$0.00	\$0.00	\$0.00	\$0.00	\$0.00
Repairs and Replacements-Education	\$1,800.00	\$150.00	\$0.00	\$67.46	\$600.00	\$0.00	\$67.46
Repairs and Replacements-Veterinary	\$4,800.00	\$375.00	\$0.00	\$0.00	\$1,600.00	\$0.00	\$0.00
Repairs and Replacements-Security	\$4,750.00	\$0.00	\$0.00	\$0.00	\$0.00	\$0.00	\$1,321.14
Repairs and Replacements-Visitor Servi	\$3,000.00	\$250.00	\$0.00	\$127.37	\$1,000.00	\$0.00	\$127.37
Repairs and Replacements-Administratic	\$300.00	\$25.00	\$0.00	\$0.00	\$100.00	\$0.00	\$0.00
Repairs and Replacements-Operations	\$0.00	\$0.00	\$0.00	\$0.00	\$0.00	\$0.00	\$0.00
Structural Repairs	\$0.00	\$0.00	\$0.00	\$0.00	\$0.00	\$0.00	\$0.00

# Fresno's Chaffee Zoo Corporation

## Income Statement

April 2019

	2019 Budget	April Budget	April Measure Z	April Actual	YTD Budget	YTD Measure Z	YTD Actual
Structural Repairs-Education	\$0.00	\$0.00	\$0.00	\$0.00	\$0.00	\$0.00	\$0.00
Purchases-Benches-Res	\$0.00	\$0.00	\$0.00	\$0.00	\$0.00	\$0.00	\$0.00
Repairs and Replacements-Capital Projec	\$0.00	\$0.00	\$0.00	\$0.00	\$0.00	\$0.00	\$0.00
Total Repairs and Replacements	\$344,680.00	\$29,150.00	\$875.00	\$6,424.62	\$117,885.00	\$3,675.86	\$37,726.06
Service/Bank/Credit Card Fees							
Bank Charges	\$66,000.00	\$5,500.00	\$0.00	\$0.00	\$22,000.00	\$0.00	\$12,772.63
Bank Charges-Maintenance	\$0.00	\$0.00	\$0.00	\$15.80	\$0.00	\$0.00	\$63.20
Bank Charges-Horticulture	\$0.00	\$0.00	\$0.00	\$0.00	\$0.00	\$0.00	\$0.00
Bank Charges-Animal	\$0.00	\$0.00	\$0.00	\$35.55	\$0.00	\$0.00	\$169.85
Bank Charges-Marketing	\$48.00	\$4.00	\$0.00	\$0.00	\$16.00	\$0.00	\$0.00
Bank Charges-Membership	\$48.00	\$4.00	\$0.00	\$0.00	\$16.00	\$0.00	\$0.00
Bank Charges-Development	\$48.00	\$4.00	\$0.00	\$3.95	\$16.00	\$0.00	\$15.80
Bank Charges-Education	\$48.00	\$4.00	\$0.00	\$7.90	\$16.00	\$0.00	\$31.60
Bank Charges-Veterinary	\$88.00	\$8.00	\$0.00	\$3.95	\$24.00	\$0.00	\$15.80
Bank Charges-Security	\$0.00	\$0.00	\$0.00	\$0.00	\$0.00	\$0.00	\$0.00
Bank Charges-Visitor Services	\$48.00	\$4.00	\$0.00	\$0.00	\$16.00	\$0.00	\$0.00
Bank Charges-Administration	\$8,520.00	\$710.00	\$0.00	\$377.67	\$2,840.00	\$0.00	\$890.29
Bank Charges	\$0.00	\$0.00	\$0.00	\$0.00	\$0.00	\$0.00	\$3.95
Bank Charges-Operations	\$0.00	\$0.00	\$0.00	\$3.95	\$0.00	\$0.00	\$15.80
Credit Card Fees	\$0.00	\$0.00	\$0.00	\$0.00	\$0.00	\$0.00	\$0.00
Credit Card Fees-Maintenance	\$0.00	\$0.00	\$0.00	\$0.00	\$0.00	\$0.00	\$0.00
Credit Card Fees-Animal	\$0.00	\$0.00	\$0.00	\$0.00	\$0.00	\$0.00	\$0.00
Credit Card Fees-Membership	\$2,100.00	\$150.00	\$0.00	\$24.95	\$575.00	\$0.00	\$99.80
Credit Card Fees-Development	\$11,500.00	\$0.00	\$0.00	\$0.00	\$0.00	\$0.00	\$0.00
Credit Card Fees-Education	\$2,000.00	\$166.66	\$0.00	\$0.00	\$666.64	\$0.00	\$0.00
Credit Card Fees-Veterinary	\$0.00	\$0.00	\$0.00	\$0.00	\$0.00	\$0.00	\$0.00
Credit Card Fees-Visitor Services	\$136,000.00	\$12,000.00	\$0.00	\$12,162.97	\$44,000.00	\$0.00	\$37,547.96
Credit Card Fees-Administration	\$0.00	\$0.00	\$0.00	\$0.00	\$0.00	\$0.00	\$0.00
Credit Card Chargebacks	\$0.00	\$0.00	\$0.00	\$0.00	\$0.00	\$0.00	\$0.00
Interest Expense	\$14,000.00	\$0.00	\$0.00	\$5,314.06	\$10,000.00	\$0.00	\$12,445.27



# Fresno's Chaffee Zoo Corporation

## Income Statement

April 2019

	2019 Budget	April Budget	April Measure Z	April Actual	YTD Budget	YTD Measure Z	YTD Actual
Returned Checks From Patrons	\$0.00	\$0.00	\$0.00	\$0.00	\$0.00	\$0.00	\$0.00
Returned Checks From Patrons-Member:	\$0.00	\$0.00	\$0.00	\$0.00	\$0.00	\$0.00	\$0.00
Bank Charges-Res	\$0.00	\$0.00	\$0.00	\$0.00	\$0.00	\$0.00	\$0.00
Total Service/Bank/Credit Card Fees	\$240,448.00	\$18,554.66	\$0.00	\$17,950.75	\$80,185.64	\$0.00	\$64,071.95
Signage							
Signage	\$0.00	\$0.00	\$0.00	\$0.00	\$0.00	\$0.00	\$0.00
Signage-Maintenance	\$0.00	\$0.00	\$0.00	\$0.00	\$0.00	\$0.00	\$0.00
Signage-Horticulture	\$0.00	\$0.00	\$0.00	\$0.00	\$0.00	\$0.00	\$0.00
Signage - Animal	\$0.00	\$0.00	\$0.00	\$0.00	\$0.00	\$0.00	\$0.00
Signage-Marketing	\$0.00	\$0.00	\$0.00	\$0.00	\$0.00	\$0.00	\$255.98
Signage-Membership	\$0.00	\$0.00	\$0.00	\$0.00	\$0.00	\$0.00	\$0.00
Signage-Development	\$0.00	\$0.00	\$0.00	\$0.00	\$0.00	\$0.00	\$0.00
Signage-Education	\$6,000.00	\$500.00	\$0.00	\$886.81	\$2,000.00	\$0.00	\$2,798.61
Signage-Veterinary	\$0.00	\$0.00	\$0.00	\$0.00	\$0.00	\$0.00	\$0.00
Signage-Security	\$0.00	\$0.00	\$0.00	\$0.00	\$0.00	\$0.00	\$0.00
Signage-Visitor Services	\$6,000.00	\$500.00	\$0.00	\$226.17	\$2,000.00	\$0.00	\$1,777.10
Signage-Administration	\$0.00	\$0.00	\$0.00	\$0.00	\$0.00	\$0.00	\$0.00
Signage-Human Resources	\$0.00	\$0.00	\$0.00	\$0.00	\$0.00	\$0.00	\$0.00
Signage-Capital Projects	\$0.00	\$0.00	\$0.00	\$0.00	\$0.00	\$0.00	\$0.00
Total Signage	\$12,000.00	\$1,000.00	\$0.00	\$1,112.98	\$4,000.00	\$0.00	\$4,831.69
Specialized Services							
Misc. Specialized Services	\$0.00	\$0.00	\$0.00	\$0.00	\$0.00	\$0.00	\$0.00
Misc. Specialized Services-Maintenance	\$0.00	\$0.00	\$0.00	\$0.00	\$0.00	\$0.00	\$5,425.00
Misc. Specialized Services-Horticulture	\$0.00	\$0.00	\$0.00	\$0.00	\$0.00	\$0.00	\$0.00
Misc. Specialized Services-Animal	\$0.00	\$0.00	\$0.00	\$0.00	\$0.00	\$0.00	\$0.00
Misc. Specialized Services-Marketing	\$0.00	\$0.00	\$0.00	\$0.00	\$0.00	\$0.00	\$0.00
Misc. Specialized Services-Memberships	\$0.00	\$0.00	\$0.00	\$0.00	\$0.00	\$0.00	\$0.00
Misc. Specialized Services-Development	\$0.00	\$0.00	\$0.00	\$0.00	\$0.00	\$0.00	\$0.00
Misc. Specialized Services-Education	\$0.00	\$0.00	\$0.00	\$3,500.00	\$0.00	\$0.00	\$7,000.00

# Fresno's Chaffee Zoo Corporation

## Income Statement

April 2019

	2019 Budget	April Budget	April Measure Z	April Actual	YTD Budget	YTD Measure Z	YTD Actual
Misc. Specialized Services-Veterinary	\$0.00	\$0.00	\$0.00	\$263.55	\$0.00	\$0.00	\$396.40
Misc. Specialized Services-Security	\$0.00	\$0.00	\$0.00	\$0.00	\$0.00	\$0.00	\$0.00
Misc. Specialized Services-Visitor Service	\$0.00	\$0.00	\$0.00	\$0.00	\$0.00	\$0.00	\$0.00
Misc. Specialized Services-Administrative	\$0.00	\$0.00	\$0.00	\$0.00	\$0.00	\$0.00	\$0.00
Misc. Specialized Services-Information Technology	\$0.00	\$0.00	\$0.00	\$0.00	\$0.00	\$0.00	\$0.00
Misc. Specialized Services-Human Resources	\$0.00	\$0.00	\$0.00	\$0.00	\$0.00	\$0.00	\$2,007.00
Misc. Specialized Services-Operations	\$0.00	\$0.00	\$0.00	\$0.00	\$0.00	\$0.00	\$0.00
Irrigation Construction (New)	\$0.00	\$0.00	\$0.00	\$0.00	\$0.00	\$0.00	\$0.00
Irrigation Construction (New)-Horticultural	\$0.00	\$0.00	\$0.00	\$0.00	\$0.00	\$0.00	\$0.00
Paver Engraving-Development	\$11,500.00	\$0.00	\$0.00	\$0.00	\$0.00	\$0.00	\$0.00
Total Specialized Services	\$11,500.00	\$0.00	\$0.00	\$3,763.55	\$0.00	\$0.00	\$14,828.40

### Staff Development

Staff Development-Conf/Travel	\$15,840.00	\$0.00	\$0.00	(\$820.67)	\$7,585.00	\$0.00	\$5,065.18
Staff Development-Conf/Travel-Maintenance	\$1,700.00	\$0.00	\$0.00	\$0.00	\$100.00	\$0.00	\$0.00
Staff Development-Conf/Travel-Horticultural	\$2,300.00	\$0.00	\$0.00	\$0.00	\$0.00	\$0.00	\$0.00
Staff Development-Conf/Travel-Animal	\$21,000.00	\$2,000.00	\$0.00	\$700.00	\$7,500.00	\$0.00	\$5,542.80
Staff Development-Conf/Travel-Marketing	\$0.00	\$0.00	\$0.00	\$0.00	\$0.00	\$0.00	\$50.00
Staff Development-Conf/Travel-Member	\$0.00	\$0.00	\$0.00	\$0.00	\$0.00	\$0.00	\$50.00
Staff Development-Conf/Travel-Development	\$0.00	\$0.00	\$0.00	\$0.00	\$0.00	\$0.00	\$50.00
Staff Development-Conf/Travel-Education	\$7,080.00	\$0.00	\$0.00	\$0.00	\$2,100.00	\$0.00	\$0.00
Staff Development-Conf/Travel-Volunteer	\$500.00	\$500.00	\$0.00	\$0.00	\$500.00	\$0.00	\$0.00
Staff Development-Conf/Travel-Veterinary	\$6,000.00	\$0.00	\$0.00	\$0.00	\$0.00	\$0.00	\$0.00
Staff Development-Conf/Travel-Security	\$2,550.00	\$1,450.00	\$0.00	\$0.00	\$2,550.00	\$0.00	\$0.00
Staff Development-Conf/Travel-Visitor Service	\$0.00	\$0.00	\$0.00	\$0.00	\$0.00	\$0.00	\$0.00
Staff Development-Conf/Travel-Admin	\$0.00	\$0.00	\$0.00	\$0.00	\$0.00	\$0.00	\$0.00
Staff Development-Conf/Travel-Information Technology	\$2,125.00	\$0.00	\$0.00	\$0.00	\$2,125.00	\$0.00	\$347.96
Staff Development-Conf/Travel-Human Resources	\$2,400.00	\$0.00	\$0.00	(\$724.20)	\$0.00	\$0.00	\$675.60
Staff Development-Conf/Travel-Operations	\$6,800.00	\$0.00	\$0.00	\$0.00	\$3,000.00	\$0.00	\$0.00
Staff Development-Training	\$0.00	\$0.00	\$0.00	\$0.00	\$0.00	\$0.00	\$0.00
Staff Development-Training-Maintenance	\$500.00	\$0.00	\$0.00	\$0.00	\$150.00	\$0.00	\$0.00

# Fresno's Chaffee Zoo Corporation

## Income Statement

April 2019

	2019 Budget	April Budget	April Measure Z	April Actual	YTD Budget	YTD Measure Z	YTD Actual
Staff Development-Training-Horticulture	\$750.00	\$0.00	\$0.00	\$0.00	\$750.00	\$0.00	\$0.00
Staff Development-Training-Animal	\$3,000.00	\$0.00	\$0.00	\$0.00	\$500.00	\$0.00	\$0.00
Staff Development-Training-Marketing	\$0.00	\$0.00	\$0.00	\$0.00	\$0.00	\$0.00	\$138.00
Staff Development-Training-Membership	\$700.00	\$350.00	\$0.00	\$0.00	\$350.00	\$0.00	\$0.00
Staff Development-Training-Development	\$0.00	\$0.00	\$0.00	\$0.00	\$0.00	\$0.00	\$0.00
Staff Development-Training-Education	\$1,000.00	\$0.00	\$0.00	\$0.00	\$500.00	\$0.00	\$138.00
Staff Development-Training-Volunteer	\$0.00	\$0.00	\$0.00	\$0.00	\$0.00	\$0.00	\$0.00
Staff Development-Training-Veterinary	\$0.00	\$0.00	\$0.00	\$0.00	\$0.00	\$0.00	\$0.00
Staff Development-Training-Security	\$3,000.00	\$0.00	\$0.00	\$0.00	\$750.00	\$0.00	\$0.00
Staff Development-Training-Visitor Services	\$0.00	\$0.00	\$0.00	\$0.00	\$0.00	\$0.00	\$117.60
Staff Development-Training-Administration	\$1,200.00	\$300.00	\$0.00	\$0.00	\$600.00	\$0.00	\$0.00
Staff Development-Training-Information	\$500.00	\$0.00	\$0.00	\$0.00	\$0.00	\$0.00	\$0.00
Staff Development-Training-Human Resources	\$4,300.00	\$50.00	\$0.00	\$385.00	\$200.00	\$0.00	\$435.00
Staff Development-Training-Finance	\$0.00	\$0.00	\$0.00	\$0.00	\$0.00	\$0.00	\$0.00
Staff Development-Training-Operations	\$1,000.00	\$0.00	\$0.00	\$0.00	\$0.00	\$0.00	\$0.00
<b>Total Staff Development</b>	<b>\$84,245.00</b>	<b>\$4,650.00</b>	<b>\$0.00</b>	<b>(\$459.87)</b>	<b>\$29,260.00</b>	<b>\$0.00</b>	<b>\$12,610.14</b>
<b>Supplies</b>							
Bedding Materials	\$0.00	\$0.00	\$0.00	\$0.00	\$0.00	\$0.00	\$0.00
Conservation Wine	\$0.00	\$0.00	\$0.00	\$0.00	\$0.00	\$0.00	\$0.00
Conservation Wine-Development	\$0.00	\$0.00	\$0.00	\$0.00	\$0.00	\$0.00	\$0.00
Cleaning-Janitorial Supplies	\$0.00	\$0.00	\$0.00	\$0.00	\$0.00	\$0.00	\$0.00
Cleaning-Janitorial Supplies-Maintenance	\$72,000.00	\$6,000.00	\$0.00	\$181.40	\$24,000.00	\$0.00	\$22,199.83
Cleaning-Janitorial Supplies-Horticulture	\$0.00	\$0.00	\$0.00	\$0.00	\$0.00	\$0.00	\$0.00
Cleaning-Janitorial Supplies-Animal	\$0.00	\$0.00	\$0.00	\$0.00	\$0.00	\$0.00	\$0.00
Cleaning-Janitorial Supplies-Education	\$0.00	\$0.00	\$0.00	\$0.00	\$0.00	\$0.00	\$0.00
Cleaning-Janitorial Supplies-Veterinary	\$0.00	\$0.00	\$0.00	\$0.00	\$0.00	\$0.00	\$0.00
Cleaning-Janitorial Supplies-Visitor Services	\$0.00	\$0.00	\$0.00	\$0.00	\$0.00	\$0.00	\$0.00
Display and Exhibit supplies	\$0.00	\$0.00	\$0.00	\$0.00	\$0.00	\$0.00	\$0.00
Display and Exhibit Supplies-Animal	\$40,000.00	\$3,800.00	\$0.00	\$1,061.15	\$14,000.00	\$0.00	\$9,345.58
Display and Exhibit Supplies-Education	\$0.00	\$0.00	\$0.00	\$0.00	\$0.00	\$0.00	\$0.00

# Fresno's Chaffee Zoo Corporation

## Income Statement

April 2019

	2019 Budget	April Budget	April Measure Z	April Actual	YTD Budget	YTD Measure Z	YTD Actual
Docent Activities Expense	\$0.00	\$0.00	\$0.00	\$0.00	\$0.00	\$0.00	\$0.00
Docent Activities Expense-Volunteer	\$3,000.00	\$0.00	\$0.00	\$0.00	\$1,500.00	\$0.00	\$3,638.80
Enrichment Supplies	\$0.00	\$0.00	\$0.00	\$0.00	\$0.00	\$0.00	\$0.00
Enrichment Supplies	\$0.00	\$0.00	\$0.00	\$0.00	\$0.00	\$0.00	\$0.00
Event Supplies	\$0.00	\$0.00	\$0.00	\$0.00	\$0.00	\$0.00	\$0.00
Event Supplies-Marketing	\$0.00	\$0.00	\$0.00	\$0.00	\$0.00	\$0.00	\$0.00
Event Supplies-Development	\$250.00	\$250.00	\$0.00	\$0.00	\$250.00	\$0.00	\$0.00
Event Supplies-Education	\$0.00	\$0.00	\$0.00	\$0.00	\$0.00	\$0.00	\$0.00
Event Supplies-Volunteer	\$0.00	\$0.00	\$0.00	\$0.00	\$0.00	\$0.00	\$0.00
Fundraising Pins-Development	\$0.00	\$0.00	\$0.00	\$0.00	\$0.00	\$0.00	\$0.00
Graphic Supplies	\$0.00	\$0.00	\$0.00	\$0.00	\$0.00	\$0.00	\$0.00
Landscaping/Plants	\$0.00	\$0.00	\$0.00	\$0.00	\$0.00	\$0.00	\$0.00
Landscaping/Plants-Maintenance	\$0.00	\$0.00	\$0.00	\$0.00	\$0.00	\$0.00	\$0.00
Landscaping/Plants-Horticulture	\$46,500.00	\$4,500.00	\$0.00	\$2,958.44	\$21,500.00	\$0.00	\$2,958.44
Landscaping/Plants-Animal	\$4,800.00	\$400.00	\$0.00	\$0.00	\$1,600.00	\$0.00	\$852.05
Member Event Expenses	\$0.00	\$0.00	\$0.00	\$0.00	\$0.00	\$0.00	\$0.00
Member Premiums	\$0.00	\$0.00	\$0.00	\$0.00	\$0.00	\$0.00	\$0.00
Member Premiums-Marketing	\$0.00	\$0.00	\$0.00	\$0.00	\$0.00	\$0.00	\$0.00
Member Premiums-Membership	\$3,600.00	\$300.00	\$0.00	\$0.00	\$1,200.00	\$0.00	\$0.00
Member Premiums-Development	\$4,500.00	\$0.00	\$0.00	\$0.00	\$1,500.00	\$0.00	\$0.00
Pest Control Supplies	\$0.00	\$0.00	\$0.00	\$0.00	\$0.00	\$0.00	\$0.00
Pest Control Supplies-Maintenance	\$150.00	\$0.00	\$0.00	\$0.00	\$0.00	\$0.00	\$300.00
Pest Control Supplies-Horticulture	\$42,000.00	\$3,500.00	\$0.00	\$0.00	\$14,000.00	\$0.00	\$0.00
Pest Control Supplies-Animal	\$0.00	\$0.00	\$0.00	\$0.00	\$0.00	\$0.00	\$0.00
Pest Control Supplies-Veterinary	\$2,800.00	\$0.00	\$0.00	\$0.00	\$2,600.00	\$0.00	\$0.00
Photo Supplies	\$0.00	\$0.00	\$0.00	\$0.00	\$0.00	\$0.00	\$0.00
Photo Supplies-Visitor Services	\$0.00	\$0.00	\$0.00	\$0.00	\$0.00	\$0.00	\$0.00
Small Tools	\$0.00	\$0.00	\$0.00	\$0.00	\$0.00	\$0.00	\$0.00
Small Tools-Maintenance	\$800.00	\$0.00	\$0.00	\$0.00	\$0.00	\$0.00	\$120.88
Small Tools-Horticulture	\$1,500.00	\$0.00	\$0.00	\$0.00	\$750.00	\$0.00	\$0.00
Small Tools-Animal	\$0.00	\$0.00	\$0.00	\$0.00	\$0.00	\$0.00	\$0.00

# Fresno's Chaffee Zoo Corporation

## Income Statement

April 2019

	2019 Budget	April Budget	April Measure Z	April Actual	YTD Budget	YTD Measure Z	YTD Actual
Supplies	\$0.00	\$0.00	\$0.00	\$0.00	\$0.00	\$0.00	\$0.00
Supplies-Maintenance	\$16,500.00	\$1,500.00	\$0.00	\$1,017.98	\$6,000.00	\$0.00	\$12,862.53
Supplies-Horticulture	\$3,000.00	\$1,500.00	\$0.00	\$1,095.82	\$1,500.00	\$0.00	\$2,962.60
Supplies-Animal	\$0.00	\$0.00	\$0.00	\$0.00	\$0.00	\$0.00	\$0.00
Supplies-Marketing	\$3,000.00	\$250.00	\$0.00	\$0.00	\$1,000.00	\$0.00	\$726.43
Supplies-Membership	\$300.00	\$25.00	\$0.00	\$16.09	\$100.00	\$0.00	\$16.09
Supplies-Development	\$0.00	\$0.00	\$0.00	\$8.11	\$0.00	\$0.00	\$3,937.18
Supplies-Education	\$20,700.00	\$7,600.00	\$0.00	\$859.18	\$11,400.00	\$0.00	\$2,226.98
Supplies-Volunteer	\$1,800.00	\$150.00	\$0.00	\$0.00	\$600.00	\$0.00	\$0.00
Supplies-Veterinary	\$60,000.00	\$5,000.00	\$0.00	\$4,425.67	\$20,000.00	\$0.00	\$13,132.59
Supplies-Security	\$4,100.00	\$0.00	\$0.00	\$0.00	\$500.00	\$0.00	\$138.30
Supplies-Visitor Services	\$3,000.00	\$25.00	\$0.00	\$1,532.92	\$2,800.00	\$0.00	\$1,532.92
Supplies-Administration	\$600.00	\$50.00	\$0.00	\$0.00	\$200.00	\$0.00	\$0.00
Supplies-Human Resources	\$0.00	\$0.00	\$0.00	\$0.00	\$0.00	\$0.00	\$0.00
Supplies-Operations	\$0.00	\$0.00	\$0.00	\$0.00	\$0.00	\$0.00	\$0.00
Water Quality Supplies	\$0.00	\$0.00	\$0.00	\$0.00	\$0.00	\$0.00	\$0.00
✓ Water Quality Supplies-Animal	\$87,700.00	\$6,500.00	\$3,682.82	49/ \$3,682.82 2/	\$29,200.00	\$15,876.86	\$15,876.86
Total Supplies	\$422,600.00	\$41,350.00	\$3,682.82	\$16,839.58	\$156,200.00	\$15,876.86	\$92,828.06
Telephone							
Telephone	\$34,462.44	\$2,871.87	\$0.00	\$2,331.73	\$11,487.48	\$0.00	\$9,814.35
Telephone-Maintenance	\$300.00	\$25.00	\$0.00	\$4.47	\$100.00	\$0.00	\$776.19
Telephone-Horticulture	\$0.00	\$0.00	\$0.00	\$0.00	\$0.00	\$0.00	\$0.00
Telephone-Animal	\$3,250.00	\$250.00	\$0.00	\$261.44	\$1,250.00	\$0.00	\$1,011.28
Telephone-Marketing	\$300.00	\$25.00	\$0.00	\$25.00	\$100.00	\$0.00	\$125.00
Telephone-Membership	\$300.00	\$25.00	\$0.00	\$25.00	\$100.00	\$0.00	\$100.00
Telephone-Development	\$300.00	\$25.00	\$0.00	\$25.00	\$100.00	\$0.00	\$100.00
Telephone-Education	\$1,650.00	\$150.00	\$0.00	\$100.00	\$600.00	\$0.00	\$400.00
Telephone-Veterinary	\$1,200.00	\$100.00	\$0.00	\$86.86	\$400.00	\$0.00	\$310.66
Telephone-Security	\$840.00	\$70.00	\$0.00	\$61.86	\$280.00	\$0.00	\$210.86
Telephone-Visitor Services	\$1,152.00	\$96.00	\$0.00	\$160.76	\$384.00	\$0.00	\$533.90

# Fresno's Chaffee Zoo Corporation

## Income Statement

April 2019

	2019 Budget	April Budget	April Measure Z	April Actual	YTD Budget	YTD Measure Z	YTD Actual
Telephone-Administration	\$1,320.00	\$110.00	\$0.00	\$100.00	\$440.00	\$0.00	\$466.16
Telephone-Information Technology	\$300.00	\$25.00	\$0.00	\$0.00	\$100.00	\$0.00	\$0.00
Telephone-Human Resource	\$600.00	\$50.00	\$0.00	\$50.00	\$200.00	\$0.00	\$210.10
Telephone-Operations	\$300.00	\$25.00	\$0.00	\$25.00	\$100.00	\$0.00	\$100.00
Total Telephone	\$46,274.44	\$3,847.87	\$0.00	\$3,257.12	\$15,641.48	\$0.00	\$14,158.50
Uniforms							
Uniforms	\$0.00	\$0.00	\$0.00	\$0.00	\$0.00	\$0.00	\$0.00
Uniforms-Maintenance	\$4,000.00	\$0.00	\$0.00	\$123.25	\$2,500.00	\$0.00	\$406.09
Uniforms-Horticulture	\$2,000.00	\$0.00	\$0.00	\$29.66	\$1,000.00	\$0.00	\$418.49
Uniforms-Animal	\$20,000.00	\$0.00	\$0.00	\$486.25	\$15,000.00	\$0.00	\$1,782.47
Uniforms-Marketing	\$150.00	\$0.00	\$0.00	\$0.00	\$150.00	\$0.00	\$0.00
Uniforms-Membership	\$200.00	\$0.00	\$0.00	\$0.00	\$200.00	\$0.00	\$0.00
Uniforms-Development	\$100.00	\$0.00	\$0.00	\$0.00	\$100.00	\$0.00	\$0.00
Uniforms-Education	\$2,000.00	\$0.00	\$0.00	\$0.00	\$1,000.00	\$0.00	\$264.09
Uniforms-Volunteer	\$4,000.00	\$100.00	\$0.00	\$128.40	\$1,300.00	\$0.00	\$128.40
Uniforms-Veterinary	\$600.00	\$0.00	\$0.00	\$1.65	\$200.00	\$0.00	\$107.01
Uniforms-Security	\$4,000.00	\$0.00	\$0.00	\$82.04	\$2,000.00	\$0.00	\$82.04
Uniforms-Visitor Services	\$5,000.00	\$0.00	\$0.00	(\$69.69)	\$2,500.00	\$0.00	(\$64.94)
Uniforms-Administration	\$600.00	\$0.00	\$0.00	\$0.00	\$300.00	\$0.00	\$0.00
Uniforms-Information Technology	\$100.00	\$0.00	\$0.00	\$0.00	\$0.00	\$0.00	\$0.00
Uniforms-Human Resource	\$300.00	\$0.00	\$0.00	\$723.95	\$0.00	\$0.00	\$5,931.96
Uniforms-Operations	\$100.00	\$0.00	\$0.00	\$0.00	\$0.00	\$0.00	\$0.00
Uniform-Teen Volunteer	\$0.00	\$0.00	\$0.00	\$0.00	\$0.00	\$0.00	\$0.00
Total Uniforms	\$43,150.00	\$100.00	\$0.00	\$1,505.51	\$26,250.00	\$0.00	\$9,055.61
Utilities							
Utilities Gas & Electric	\$694,000.00	\$50,000.00	\$50,533.91	48/ \$50,533.91 2/	\$210,000.00	\$223,721.53	\$223,721.53
Utilities Gas & Electric-Administration	\$0.00	\$0.00	\$0.00	\$0.00	\$0.00	\$0.00	\$0.00
Utilities Water & Sewer	\$86,500.00	\$8,600.00	\$0.00	\$5,552.72	\$27,600.00	\$0.00	\$32,395.84
Utilities Water & Sewer-Administration	\$0.00	\$0.00	\$0.00	\$0.00	\$0.00	\$0.00	\$0.00

# Fresno's Chaffee Zoo Corporation

## Income Statement

April 2019

	2019 Budget	April Budget	April Measure Z	April Actual	YTD Budget	YTD Measure Z	YTD Actual
Waste Services	\$36,000.00	\$3,000.00	\$0.00	\$3,685.05	\$12,000.00	\$0.00	\$18,936.07
Total Utilities	\$816,500.00	\$61,600.00	\$50,533.91	\$59,771.68	\$249,600.00	\$223,721.53	\$275,053.44
Other							
Miscellaneous	\$0.00	\$0.00	\$0.00	\$0.00	\$0.00	\$0.00	\$0.00
Miscellaneous-Maintenance	\$0.00	\$0.00	\$0.00	\$0.00	\$0.00	\$0.00	\$0.00
Miscellaneous-Horticulture	\$0.00	\$0.00	\$0.00	\$0.00	\$0.00	\$0.00	\$0.00
Miscellaneous-Animal	\$0.00	\$0.00	\$0.00	\$1,946.04	\$0.00	\$0.00	\$1,946.04
Miscellaneous-Marketing	\$0.00	\$0.00	\$0.00	\$0.00	\$0.00	\$0.00	\$0.00
Miscellaneous-Development	\$0.00	\$0.00	\$0.00	\$0.00	\$0.00	\$0.00	\$0.00
Miscellaneous-Education	\$0.00	\$0.00	\$0.00	\$0.00	\$0.00	\$0.00	\$0.00
Miscellaneous-Docent	\$0.00	\$0.00	\$0.00	\$0.00	\$0.00	\$0.00	\$0.00
Miscellaneous-Veterinary	\$0.00	\$0.00	\$0.00	\$0.00	\$0.00	\$0.00	\$0.00
Miscellaneous-Security	\$0.00	\$0.00	\$0.00	\$0.00	\$0.00	\$0.00	\$0.00
Miscellaneous-Visitor Services	\$0.00	\$0.00	\$0.00	\$0.00	\$0.00	\$0.00	\$0.00
Miscellaneous-Administration	\$0.00	\$0.00	\$0.00	\$0.00	\$0.00	\$0.00	\$0.00
Miscellaneous-Human Resources	\$0.00	\$0.00	\$0.00	\$0.00	\$0.00	\$0.00	\$0.00
Miscellaneous-Capital Projects	\$0.00	\$0.00	\$0.00	\$0.00	\$0.00	\$0.00	\$0.00
Planning	\$0.00	\$0.00	\$0.00	\$0.00	\$0.00	\$0.00	\$0.00
Planning-Animal	\$0.00	\$0.00	\$0.00	\$0.00	\$0.00	\$0.00	\$0.00
Planning-Capital Project	\$0.00	\$0.00	\$0.00	\$0.00	\$0.00	\$0.00	\$0.00
EIR (non MZ)	\$0.00	\$0.00	\$0.00	\$0.00	\$0.00	\$0.00	\$0.00
EIR (non MZ)-Capital Projects	\$0.00	\$0.00	\$0.00	\$0.00	\$0.00	\$0.00	\$0.00
Projects	\$0.00	\$0.00	\$0.00	\$0.00	\$0.00	\$0.00	\$0.00
Projects-Maintenance	\$0.00	\$0.00	\$0.00	\$0.00	\$0.00	\$0.00	\$0.00
Projects-Horticulture	\$0.00	\$0.00	\$0.00	\$0.00	\$0.00	\$0.00	\$0.00
Projects-Animal	\$0.00	\$0.00	\$0.00	\$0.00	\$0.00	\$0.00	\$0.00
City Reimbursement	\$0.00	\$0.00	\$0.00	\$0.00	\$0.00	\$0.00	\$0.00
Misc. Specialized Services-Capital Project	\$0.00	\$0.00	\$0.00	\$0.00	\$0.00	\$0.00	\$0.00
Grant Fulfillment	\$0.00	\$0.00	\$0.00	\$0.00	\$0.00	\$0.00	\$0.00
Grant Fulfillment-Education	\$0.00	\$0.00	\$0.00	\$0.00	\$0.00	\$0.00	\$0.00

# Fresno's Chaffee Zoo Corporation

## Income Statement

April 2019

	2019 Budget	April Budget	April Measure Z	April Actual	YTD Budget	YTD Measure Z	YTD Actual
Grant Fulfillment-Volunteer	\$0.00	\$0.00	\$0.00	\$0.00	\$0.00	\$0.00	\$0.00
Disposal Fees	\$0.00	\$0.00	\$0.00	\$0.00	\$0.00	\$0.00	\$0.00
Freight on Purchases	\$0.00	\$0.00	\$0.00	\$0.00	\$0.00	\$0.00	\$0.00
Freight on Purchases-Animal	\$0.00	\$0.00	\$0.00	\$0.00	\$0.00	\$0.00	\$0.00
Freight on Purchases-Visitor Services	\$0.00	\$0.00	\$0.00	\$0.00	\$0.00	\$0.00	\$0.00
Freight on Purchases-Administration	\$0.00	\$0.00	\$0.00	\$0.00	\$0.00	\$0.00	\$0.00
Program Expense	\$0.00	\$0.00	\$0.00	\$0.00	\$0.00	\$0.00	\$0.00
Retail (inventory related)							
Cash Over and Short	\$0.00	\$0.00	\$0.00	\$0.00	\$0.00	\$0.00	\$0.00
Cost of Merchandise Sold	\$0.00	\$0.00	\$0.00	\$0.00	\$0.00	\$0.00	\$0.00
Discounts and Adjustments	\$0.00	\$0.00	\$0.00	\$0.00	\$0.00	\$0.00	\$0.00
Inventory Change-Gift Shop	\$0.00	\$0.00	\$0.00	\$0.00	\$0.00	\$0.00	\$0.00
Loss on Disposal of Asset	\$0.00	\$0.00	\$0.00	\$0.00	\$0.00	\$0.00	\$0.00
Purchases-Merchandise	\$0.00	\$0.00	\$0.00	\$0.00	\$0.00	\$0.00	\$0.00
Total Retail (inventory related)	\$0.00	\$0.00	\$0.00	\$0.00	\$0.00	\$0.00	\$0.00
Total Other	\$0.00	\$0.00	\$0.00	\$1,946.04	\$0.00	\$0.00	\$1,946.04
<b>Total Other Expenses</b>	<b>\$5,726,133.44</b>	<b>\$457,025.00</b>	<b>\$90,726.03</b>	<b>\$301,587.55</b>	<b>\$1,841,504.70</b>	<b>\$353,519.21</b>	<b>\$1,315,538.86</b>
<b>TOTAL EXPENSES</b>	<b>\$14,917,725.82</b>	<b>\$1,171,005.11</b>	<b>\$374,851.40</b>	<b>\$995,023.26</b>	<b>\$5,001,502.78</b>	<b>\$1,662,553.79</b>	<b>\$4,396,751.17</b>

### Non Operating Revenue and Expense

Non Operating Revenue							
Measure Z Operating Income	\$5,089,688.00	\$376,006.00	\$0.00	\$10.00	\$1,755,114.00	\$0.00	\$1,286,666.40
Measure Z Operating Income-Administrative	\$0.00	\$0.00	\$0.00	\$0.00	\$0.00	\$0.00	\$0.00
Measure Z Operating Income-Res	\$0.00	\$0.00	\$0.00	\$0.00	\$0.00	\$0.00	\$0.00
Measure Z Capital Income	\$0.00	\$0.00	\$0.00	\$30.00	\$0.00	\$0.00	\$1,208,840.06
Measure Z Capital Income-Res	\$0.00	\$0.00	\$0.00	\$0.00	\$0.00	\$0.00	\$0.00
Interest Income	\$120,000.00	\$10,000.00	\$0.00	\$12,926.70	\$40,000.00	\$0.00	\$47,031.35
Interest Income-Administration	\$0.00	\$0.00	\$0.00	\$0.00	\$0.00	\$0.00	\$0.00



# Fresno's Chaffee Zoo Corporation

## Income Statement

April 2019

	2019 Budget	April Budget	April Measure Z	April Actual	YTD Budget	YTD Measure Z	YTD Actual
Investment Income	\$0.00	\$0.00	\$0.00	\$307,916.92	\$0.00	\$0.00	\$1,238,982.21
Investment Gain/Loss Unrealized	\$0.00	\$0.00	\$0.00	\$0.00	\$0.00	\$0.00	\$0.00
Investment Gain/Loss Realized	\$0.00	\$0.00	\$0.00	\$0.00	\$0.00	\$0.00	\$0.00
Investment Income-Res	\$0.00	\$0.00	\$0.00	\$0.00	\$0.00	\$0.00	\$0.00
Investment Gain/Loss Unrealized-Res	\$0.00	\$0.00	\$0.00	\$0.00	\$0.00	\$0.00	\$0.00
Investment Gain/Loss Realized-Res	\$0.00	\$0.00	\$0.00	\$0.00	\$0.00	\$0.00	\$0.00
Investment Income-Perm	\$0.00	\$0.00	\$0.00	\$1,813.97	\$0.00	\$0.00	\$7,297.85
Investment Gain/Loss Unrealized-Perm	\$0.00	\$0.00	\$0.00	\$0.00	\$0.00	\$0.00	\$0.00
Investment Gain/Loss Realized-Perm	\$0.00	\$0.00	\$0.00	\$0.00	\$0.00	\$0.00	\$0.00
Interest Income-Perm	\$0.00	\$0.00	\$0.00	\$59.35	\$0.00	\$0.00	\$214.25
Board Designated Endowment Income	\$10,000.00	\$833.00	\$0.00	\$0.00	\$3,336.00	\$0.00	\$0.00
Board Designated Endowment Income-L	\$0.00	\$0.00	\$0.00	\$50.00	\$0.00	\$0.00	\$10,200.00
<b>Total Non Operating Revenue</b>	<b>\$5,219,688.00</b>	<b>\$386,839.00</b>	<b>\$0.00</b>	<b>\$322,806.94</b>	<b>\$1,798,450.00</b>	<b>\$0.00</b>	<b>\$3,799,232.12</b>
Non Operating Expense							
Depreciation Sea Lion Cove	\$0.00	\$0.00	\$0.00	\$0.00	\$0.00	\$0.00	\$0.00
Depreciation - Utilities	\$0.00	\$0.00	\$0.00	\$0.00	\$0.00	\$0.00	\$0.00
Depreciation - African Adventure	\$0.00	\$0.00	\$0.00	\$0.00	\$0.00	\$0.00	\$0.00
Bark Fees-Measure Z	\$0.00	\$0.00	\$0.00	\$0.00	\$0.00	\$0.00	\$0.00
Bark Fees-Measure Z-Administration	\$0.00	\$0.00	\$0.00	\$40.00	\$0.00	\$0.00	\$80.00
<b>Total Non Operating Expense</b>	<b>\$0.00</b>	<b>\$0.00</b>	<b>\$0.00</b>	<b>(\$40.00)</b>	<b>\$0.00</b>	<b>\$0.00</b>	<b>(\$80.00)</b>
<b>Total Non Operating Revenue and Expense</b>	<b>\$5,219,688.00</b>	<b>\$386,839.00</b>	<b>\$0.00</b>	<b>\$322,766.94</b>	<b>\$1,798,450.00</b>	<b>\$0.00</b>	<b>\$3,799,152.12</b>
<b>BEGINNING FUND BALANCE</b>	<b>\$78,792,183.71</b>	<b>\$80,838,710.87</b>	<b>(\$15,720,158.91)</b>	<b>\$80,838,710.87</b>	<b>\$78,792,183.71</b>	<b>(\$14,432,456.52)</b>	<b>\$78,792,183.71</b>
<b>NET SURPLUS/(DEFICIT)</b>	<b>\$1,778,857.18</b>	<b>\$484,503.89</b>	<b>(\$374,851.40)</b>	<b>\$696,226.83</b>	<b>\$260,009.22</b>	<b>(\$1,662,553.79)</b>	<b>\$2,742,753.99</b>
<b>ENDING FUND BALANCE</b>	<b>\$80,571,040.89</b>	<b>\$81,323,214.76</b>	<b>(\$16,095,010.31)</b>	<b>\$81,534,937.70</b>	<b>\$79,052,192.93</b>	<b>(\$16,095,010.31)</b>	<b>\$81,534,937.70</b>

**Fresno's Chaffee Zoo Corporation**  
**General Ledger Report**  
 April 2019

p43

Date	Trans.	Journal	Reference	Debit Amount	Credit Amount	Balance
<b>1-5003-03</b>					\$ 327.88	
<b>Account:</b>	<b>1-5003-03 (Animal Feed-Animal)</b>				\$ 85.00	
					\$ 6,359.88	
					\$ 193.86	
04/01/2019			<i>Account Beginning Balance</i>		\$ 35.27	\$74,610.66
04/01/2019	12935-148	Accounts Payable	Bug Company-Crickets	\$327.88	\$ 1,679.90	
04/01/2019	12935-150	Accounts Payable	Bassett's Cricket Ranch, Inc.-Mealworms	\$85.00	\$ 92.19	
04/01/2019	12980-19	Accounts Payable	Hay Company-Feed & Bedding	\$6,359.88 50/	\$ 1,927.90	
04/01/2019	12980-39	Accounts Payable	Central Fish-Fish	\$193.86	\$ 193.86	
04/01/2019	12980-40	Accounts Payable	Central Fish-Fish	\$35.27	\$ 40.30	
04/01/2019	12986-31	Accounts Payable	West Coast Processors-Fish	\$1,679.90 51/	\$ 4,952.39	
04/01/2019	12986-33	Accounts Payable	West Coast Processors-Fish	\$92.19	\$ 323.00	
04/02/2019	12980-59	Accounts Payable	Valley Produce, Inc.-Produce	\$1,927.90 52/	\$ 3,316.06	
04/02/2019	12980-60	Accounts Payable	Central Fish-Fish	\$193.86	\$ 1,848.07	
04/02/2019	12980-63	Accounts Payable	Central Fish-Fish	\$40.30	\$ 3,037.62	
04/05/2019	13031-62	Accounts Payable	Hay Company-Feed & Supplies	\$4,952.39 53/	\$ 327.88	
04/06/2019	13031-65	Accounts Payable	Valley Produce, Inc.-Produce	\$323.00	\$ 85.00	
04/07/2019	13031-76	Accounts Payable	Premier Valley Bank-Visa-Virtual Animal Card-crickets.	\$3,316.06 54/	\$ 62.50	
04/07/2019	13031-77	Accounts Payable	Premier Valley Bank-Visa-Virtual Animal Card-crickets.	\$1,848.07 54/	\$ 2,100.85	
04/08/2019	12980-113	Accounts Payable	Layne Laboratories, Inc.-Frozen Mice	\$3,037.62 62/	\$ 400.00	
04/08/2019	12980-115	Accounts Payable	Bug Company-Crickets	\$327.88	\$ 85.00	
04/08/2019	12980-117	Accounts Payable	Bassett's Cricket Ranch, Inc.-Mealworms	\$85.00	\$ 372.88	
04/09/2019	12980-129	Accounts Payable	Golden State Bait, Inc.-Fish	\$62.50	\$ 193.86	
04/09/2019	12986-41	Accounts Payable	Valley Produce, Inc.-Produce	\$2,100.85 63/	\$ 40.30	
04/12/2019	12980-156	Accounts Payable	Valley Produce, Inc.-Produce	\$400.00	\$ 1,870.15	
04/15/2019	12980-170	Accounts Payable	Bassett's Cricket Ranch, Inc.-Mealworms	\$85.00	\$ 188.00	
04/15/2019	12986-54	Accounts Payable	Bug Company-Crickets	\$372.88	\$ 470.00	
04/15/2019	13031-106	Accounts Payable	Central Fish-Fish	\$193.86	\$ 85.00	
04/15/2019	13031-107	Accounts Payable	Central Fish-Fish	\$40.30	\$ 372.88	
04/16/2019	12986-58	Accounts Payable	Valley Produce, Inc.-Produce	\$1,870.15 64/	\$ 89.60	
04/18/2019	12980-184	Accounts Payable	Valley Produce, Inc.-Produce	\$188.00	\$ 1,805.90	
04/20/2019	12986-72	Accounts Payable	Valley Produce, Inc.-Produce	\$470.00	\$ 193.86	
04/22/2019	12986-76	Accounts Payable	Bassett's Cricket Ranch, Inc.-Mealworms	\$85.00	\$ 37.79	
04/22/2019	12986-78	Accounts Payable	Bug Company-Crickets	\$372.88	\$ 85.00	
04/23/2019	12986-82	Accounts Payable	Golden State Bait, Inc.-Fish	\$89.60	\$ 77.58	
04/23/2019	13031-144	Accounts Payable	Valley Produce, Inc.-Produce	\$1,805.90 65/	\$ (77.58)	
04/25/2019	13031-177	Accounts Payable	Central Fish-Fish	\$193.86	\$ 161.72	
04/25/2019	13031-178	Accounts Payable	Central Fish-Fish	\$37.79	\$ 632.41	
04/29/2019	13031-193	Accounts Payable	Bassett's Cricket Ranch, Inc.-Mealworms	\$85.00	\$ 61.85	
04/30/2019	13031-204	Accounts Payable	ADJ-Premier Valley Bank-Visa-Virtual Admin CC- amazon order	\$77.58	\$ 778.71	
04/30/2019	13031-224	Accounts Payable	REVERSE-ADJ-Premier Valley Bank-Visa-Virtual Admin CC- amazon or		\$ 36.07	
					\$ 683.91	
					\$ 35,634.30	
					\$77.58	

# Fresno's Chaffee Zoo Corporation

## General Ledger Report

April 2019

Date	Trans.	Journal	Reference	Debit Amount	Credit Amount	Balance
<b>Account:</b>	<b>1-5003-03 (Animal Feed-Animal)</b>					
04/30/2019	13031-293	Accounts Payable	State Board of Equalization-2019 1st QTR Jan Animal Food S	\$161.72		
04/30/2019	13031-295	Accounts Payable	State Board of Equalization-2019 1st QTR Jan Animal Food S	\$632.41		
04/30/2019	13031-296	Accounts Payable	State Board of Equalization-2019 1st QTR Feb Animal Food S	\$61.85		
04/30/2019	13031-298	Accounts Payable	State Board of Equalization-2019 1st QTR Feb Animal Food S	\$778.71		
04/30/2019	13031-325	Accounts Payable	State Board of Equalization-2019 1st QTR March Animal Food	\$36.07		
04/30/2019	13031-326	Accounts Payable	State Board of Equalization-2019 1st QTR March Animal Food	\$683.91		
<i>Account Subtotals</i>				<u>\$35,711.88</u>	<u>\$77.58</u>	

04/30/2019	<i>Account Net Change</i>					<u>\$35,634.30</u>
04/30/2019	<i>Account Ending Balance</i>					<u>\$110,244.96</u>

16/

<b>1-5059-03</b>						
<b>Account:</b>	<b>1-5059-03 (Exhibit Renovations-Animal)</b>					
04/01/2019	<i>Account Beginning Balance</i>					\$0.00
04/30/2019	<i>Account Net Change</i>					<u>\$0.00</u>
04/30/2019	<i>Account Ending Balance</i>					<u>\$0.00</u>

<b>1-5080-03</b>						
<b>Account:</b>	<b>1-5080-03 (Benefits-Animal)</b>					
04/01/2019	<i>Account Beginning Balance</i>					\$119,772.35
04/01/2019	12899-326	Accounts Payable	United Healthcare of Californi-April 2019-Medical, Dental & V	\$34,533.90		
04/01/2019	12899-346	Accounts Payable	Sun Life Financial-Life Insurance Premium-April	\$686.34		
04/12/2019	12948-49	Payroll	HSA Employer Contribution	\$38.46		
04/12/2019	12948-52	Payroll	HSA Employer Contribution	\$538.44		
04/12/2019	12948-124	Payroll	Dual Coverage Surcharge		\$50.00	
04/26/2019	12985-54	Payroll	HSA Employer Contribution	\$38.46		
04/26/2019	12985-58	Payroll	HSA Employer Contribution	\$538.44		
04/26/2019	12985-65	Payroll	Dual Coverage Surcharge		\$50.00	
<i>Account Subtotals</i>				<u>\$36,374.04</u>	<u>\$100.00</u>	

04/30/2019	<i>Account Net Change</i>					<u>\$36,274.04</u>
04/30/2019	<i>Account Ending Balance</i>					<u>\$156,046.39</u>

\$ 34,533.90
\$ 686.34
\$ 38.46
\$ 538.44
\$ (50.00)
\$ 38.46
\$ 538.44
\$ (50.00)
<b>\$ 36,274.04</b>

**Fresno's Chaffee Zoo Corporation**  
**General Ledger Report**  
 April 2019

Date	Trans.	Journal	Reference	Debit Amount	Credit Amount	Balance
<b>1-5080-10</b>						
<b>Account:</b>	<b>1-5080-10 (Benefits-Veterinary)</b>					
04/01/2019			<i>Account Beginning Balance</i>		\$ 4,858.51	\$15,493.90
04/01/2019	12899-321	Accounts Payable	United Healthcare of Californi-April 2019-Medical, Dental & V	\$4,858.51	\$ 97.27	
04/01/2019	12899-341	Accounts Payable	Sun Life Financial-Life Insurance Premium-April	\$97.27	\$ 76.92	
04/12/2019	12948-53	Payroll	HSA Employer Contribution	\$76.92	\$ 76.92	
04/26/2019	12985-59	Payroll	HSA Employer Contribution	\$76.92	\$ 5,109.62	
			<i>Account Subtotals</i>	\$5,109.62	\$0.00	
04/30/2019			<i>Account Net Change</i>			\$5,109.62
04/30/2019			<i>Account Ending Balance</i>			\$20,603.52
<b>1-5094-03</b>						
<b>Account:</b>	<b>1-5094-03 (LSS Repairs and Replacements-Animals)</b>					
04/01/2019			<i>Account Beginning Balance</i>			\$333.64
04/30/2019			<i>Account Net Change</i>			\$0.00
04/30/2019			<i>Account Ending Balance</i>			\$333.64
<b>1-5131-03</b>						
<b>Account:</b>	<b>1-5131-03 (Payroll Taxes-Animal)</b>					
04/01/2019			<i>Account Beginning Balance</i>		\$ 624.72	\$50,002.34
04/12/2019	12948-64	Payroll	Payroll Taxes	\$624.72	\$ 6,124.61	
04/12/2019	12948-70	Payroll	Payroll Taxes	\$6,124.61	\$ 593.11	
04/26/2019	12985-78	Payroll	Payroll Taxes	\$593.11	\$ 6,158.68	
04/26/2019	12985-86	Payroll	Payroll Taxes	\$6,158.68	\$ 13,501.12	
			<i>Account Subtotals</i>	\$13,501.12	\$0.00	
04/30/2019			<i>Account Net Change</i>			\$13,501.12
04/30/2019			<i>Account Ending Balance</i>			\$63,503.46
<b>1-5131-10</b>						
<b>Account:</b>	<b>1-5131-10 (Payroll Taxes-Veterinary)</b>					

**Fresno's Chaffee Zoo Corporation**  
**General Ledger Report**  
 April 2019

Date	Trans.	Journal	Reference	Debit Amount	Credit Amount	Balance
<b>Account: 1-5131-10 (Payroll Taxes-Veterinary)</b>						
04/01/2019			Account Beginning Balance		\$ 840.65	\$5,899.35
04/12/2019	12948-71	Payroll	Payroll Taxes	\$840.65	\$ 845.29	
04/26/2019	12985-87	Payroll	Payroll Taxes	\$845.29	\$ 1,685.94	
			Account Subtotals	\$1,685.94	\$0.00	
04/30/2019			Account Net Change			\$1,685.94
04/30/2019			Account Ending Balance			\$7,585.29
<b>1-5151-03</b>						
<b>Account: 1-5151-03 (Repairs and Replacements-Animal)</b>						
04/01/2019			Account Beginning Balance		\$ 400.00	\$2,467.22
04/05/2019	12980-91	Accounts Payable	M.A.D.Man Mobile Welder & Mech-Rhino door repair	\$400.00	\$ 475.00	
04/10/2019	12953-228	Accounts Payable	M.A.D.Man Mobile Welder & Mech-Lion cage repair	\$475.00	\$ 875.00	
			Account Subtotals	\$875.00	\$0.00	
04/30/2019			Account Net Change			\$875.00
04/30/2019			Account Ending Balance			\$3,342.22
<b>1-5153-03</b>						
<b>Account: 1-5153-03 (Retirement Contribution-Animal)</b>						
04/01/2019			Account Beginning Balance		\$ 62.85	\$17,449.66
04/12/2019	12948-24	Payroll	4/12/2019 retirement match	\$62.85	\$ 2,033.66	
04/12/2019	12948-28	Payroll	4/12/2019 retirement match	\$2,033.66	\$ 62.85	
04/26/2019	12985-26	Payroll	4/26/2019 retirement match	\$62.85	\$ 2,039.62	
04/26/2019	12985-33	Payroll	4/26/2019 retirement match	\$2,039.62	\$ 4,198.98	
			Account Subtotals	\$4,198.98	\$0.00	
04/30/2019			Account Net Change			\$4,198.98
04/30/2019			Account Ending Balance			\$21,648.64
<b>1-5153-10</b>						
<b>Account: 1-5153-10 (Retirement Contribution-Veterinary)</b>						

**Fresno's Chaffee Zoo Corporation**  
**General Ledger Report**  
 April 2019

Date	Trans.	Journal	Reference	Debit Amount	Credit Amount	Balance
<b>Account: 1-5153-10 (Retirement Contribution-Veterinary)</b>						
04/01/2019			Account Beginning Balance		\$ 255.74	\$1,796.78
04/12/2019	12948-29	Payroll	4/12/2019 retirement match	\$255.74	\$ 258.07	
04/26/2019	12985-34	Payroll	4/26/2019 retirement match	\$258.07	\$ 513.81	
			Account Subtotals	\$513.81	\$0.00	
04/30/2019			Account Net Change			\$513.81
04/30/2019			Account Ending Balance			\$2,310.59
<b>1-5165-03</b>						
<b>Account: 1-5165-03 (Salaries-Animal)</b>						
04/01/2019			Account Beginning Balance		\$ 8,166.24	\$665,155.09
04/12/2019	12948-4	Payroll	Salaries	\$8,166.24	\$ 80,592.18	
04/12/2019	12948-10	Payroll	Salaries	\$80,592.18	\$ 7,752.97	
04/26/2019	12985-4	Payroll	Salaries	\$7,752.97	\$ 81,036.89	
04/26/2019	12985-12	Payroll	Salaries	\$81,036.89	\$ 2,093.00	
04/30/2019	13026-1	Journal Entry	To Record Bonus Accruals Monthly - Apr	\$2,093.00	\$ 179,641.28	
			Account Subtotals	\$179,641.28	\$0.00	
04/30/2019			Account Net Change			\$179,641.28
04/30/2019			Account Ending Balance			\$844,796.37
<b>1-5165-10</b>						
<b>Account: 1-5165-10 (Salaries-Veterinary)</b>						
04/01/2019			Account Beginning Balance		\$ 11,062.26	\$78,363.53
04/12/2019	12948-11	Payroll	Salaries	\$11,062.26	\$ 11,123.00	
04/26/2019	12985-13	Payroll	Salaries	\$11,123.00	\$ 234.00	
04/30/2019	13026-15	Journal Entry	To Record Bonus Accruals Monthly - Apr	\$234.00	\$ 22,419.26	
			Account Subtotals	\$22,419.26	\$0.00	
04/30/2019			Account Net Change			\$22,419.26
04/30/2019			Account Ending Balance			\$100,782.79

**Fresno's Chaffee Zoo Corporation**  
**General Ledger Report**  
 April 2019

Date	Trans.	Journal	Reference	Debit Amount	Credit Amount	Balance
<b>1-5191-00</b>						
<b>Account: 1-5191-00 (Utilities Gas &amp; Electric)</b>						
04/01/2019			Account Beginning Balance		\$ 68.34	\$173,187.62
04/23/2019	13031-142	Accounts Payable	P G & E-Service from 3/22-4/22/19	\$68.34	\$ 1,105.93	
04/24/2019	13031-157	Accounts Payable	P G & E-Services 3/23-4/23/19	\$1,105.93	\$ 212.66	
04/24/2019	13031-159	Accounts Payable	P G & E-Services 3/23-4/23/19	\$212.66	\$ 41,476.59	
04/30/2019	13031-287	Accounts Payable	P G & E-Services from 4/5-5/6/19	\$41,476.59	\$ 2,626.67	
04/30/2019	13031-289	Accounts Payable	P G & E-Services from 4/5-5/6/19	\$2,626.67	\$ 5,043.72	
04/30/2019	13031-291	Accounts Payable	P G & E-Service from 4/6-5/7/19	\$5,043.72	\$ 50,533.91	
			Account Subtotals	\$50,533.91	\$0.00	
04/30/2019			Account Net Change			\$50,533.91
04/30/2019			Account Ending Balance			\$223,721.53
<b>1-5200-03</b>						
<b>Account: 1-5200-03 (Workers Comp-Animal)</b>						
04/01/2019			Account Beginning Balance		\$ 810.79	\$61,798.30
04/01/2019	12991-12	Accounts Payable	State Compensation Insurance F-April Workers Comp	\$810.79	\$ 8,218.86	
04/01/2019	12991-18	Accounts Payable	State Compensation Insurance F-April Workers Comp	\$8,218.86	\$ 375.44	
04/12/2019	12948-84	Payroll	Workers Comp	\$375.44	\$ 3,617.94	
04/12/2019	12948-90	Payroll	Workers Comp	\$3,617.94	\$ 356.94	
04/26/2019	12985-100	Payroll	Workers Comp	\$356.94	\$ 3,655.41	
04/26/2019	12985-108	Payroll	Workers Comp	\$3,655.41	\$ 1,270.54	
04/30/2019	13027-21	Journal Entry	Reclassify State Comp Insurance Fund 4 of 12	\$1,270.54	\$ 122.14	
04/30/2019	13027-29	Journal Entry	Reclassify State Comp Insurance Fund 4 of 12	\$122.14	\$ 18,428.06	
			Account Subtotals	\$18,428.06	\$0.00	
04/30/2019			Account Net Change			\$18,428.06
04/30/2019			Account Ending Balance			\$80,226.36
<b>1-5200-10</b>						
<b>Account: 1-5200-10 (Workers Comp-Veterinary)</b>						
04/01/2019			Account Beginning Balance			\$9,177.91
04/01/2019	12991-6	Accounts Payable	State Compensation Insurance F-April Workers Comp	\$1,155.32		

**Fresno's Chaffee Zoo Corporation**  
**General Ledger Report**  
 April 2019

Date	Trans.	Journal	Reference	Debit Amount	Credit Amount	Balance
<b>Account: 1-5200-10 (Workers Comp-Veterinary)</b>					1155.32	
04/12/2019	12948-91	Payroll	Workers Comp	\$510.10	510.1	
04/26/2019	12985-109	Payroll	Workers Comp	\$512.31	512.31	
04/30/2019	13027-35	Journal Entry	Reclassify State Comp Insurance Fund 4 of 12	\$175.53	175.53	
					<b>\$ 2,353.26</b>	
			<i>Account Subtotals</i>	\$2,353.26	\$0.00	
			<i>Account Net Change</i>			<b>\$2,353.26</b>
04/30/2019			<i>Account Ending Balance</i>			<b>\$11,531.17</b>
<b>1-5202-03</b>						
<b>Account: 1-5202-03 (Water Quality Supplies-Animal)</b>						
04/01/2019			<i>Account Beginning Balance</i>			\$12,194.04
04/03/2019	12953-197	Accounts Payable	Hach Company, Inc.-Water quality supplies	\$86.19	\$ 86.19	
04/03/2019	12953-199	Accounts Payable	Hach Company, Inc.-Water quality supplies	\$258.57	\$ 258.57	
04/03/2019	12953-200	Accounts Payable	Hach Company, Inc.-Water quality supplies	\$172.38	\$ 172.38	
04/03/2019	12953-201	Accounts Payable	Hach Company, Inc.-Water quality supplies	\$172.38	\$ 172.38	
04/03/2019	12953-202	Accounts Payable	Hach Company, Inc.-Water quality supplies	\$172.38	\$ 172.38	
04/05/2019	13031-50	Accounts Payable	Leslie's Swimming Pool Supplie-water quality supplies	\$149.92	\$ 299.84	
04/05/2019	13031-52	Accounts Payable	Leslie's Swimming Pool Supplie-water quality supplies	\$299.84	\$ 299.84	
04/05/2019	13031-53	Accounts Payable	Leslie's Swimming Pool Supplie-water quality supplies	\$299.84	\$ 299.84	
04/05/2019	13031-54	Accounts Payable	Leslie's Swimming Pool Supplie-water quality supplies	\$299.84	\$ 449.76	
04/05/2019	13031-55	Accounts Payable	Leslie's Swimming Pool Supplie-water quality supplies	\$449.76	\$ 396.52	
04/10/2019	12980-138	Accounts Payable	Hach Company, Inc.-Water quality supplies	\$132.18	\$ 264.34	
04/10/2019	12980-140	Accounts Payable	Hach Company, Inc.-Water quality supplies	\$396.52	\$ 264.34	
04/10/2019	12980-141	Accounts Payable	Hach Company, Inc.-Water quality supplies	\$264.34	\$ 264.34	
04/10/2019	12980-142	Accounts Payable	Hach Company, Inc.-Water quality supplies	\$264.34	<b>\$ 3,682.82</b>	
04/10/2019	12980-143	Accounts Payable	Hach Company, Inc.-Water quality supplies	\$264.34		
			<i>Account Subtotals</i>	\$3,682.82	\$0.00	
			<i>Account Net Change</i>			<b>\$3,682.82</b>
04/30/2019			<i>Account Ending Balance</i>			<b>\$15,876.86</b>
04/01/2019			<i>Grand Total Beginning Balance</i>			\$1,287,702.39
04/30/2019			<i>Grand Total Net Change</i>			<b>\$374,851.40</b>
04/30/2019			<i>Grand Total Ending Balance</i>			<b>\$1,662,553.79</b>



1-5003-03

APR 18 REC'D

## West Coast Processors

19051 Goldenwest St Ste 106-211  
Huntington Beach, CA 92648

## Invoice

Date Invoice #  
3/15/2019 15331

### Bill To

Fresno Chaffee Zoo  
894 W Belmont Ave  
FRESNO, CA 93728

### Ship To

Fresno Chaffee Zoo  
894 W Belmont Ave  
FRESNO, CA 93728

P.O. Number	Terms	Rep	Ship	Via	F.O.B.	Booking Number
SEE BELOW	Net 30	LdA	3/15/2019	HTI	Delivered	N/A

Quantity	Lot No.	Description	Price Per/Lb.	Amount
507.05	84123	Frozen Pacific Herring 10 kg	0.62	314.37
1,488.15	82271	Frozen Capelin 15 kg Cartons	0.78	1,160.76
1	Freight	Freight	368.75	368.75

-->P.O.. SLCFISH001R29

Thank you for your business.

Total \$1,843.88

1-500303 = 1,679.90  
Am 4/24/19 54/

# VALLEY PRODUCE, INC.

P.O. BOX 11664, FRESNO, CALIFORNIA 93774  
e-mail: valleypro@comcast.net

Sold to Greens Chaffee, Zoo  
PHONE (559) 237-3328  
FAX (559) 237-5611

Date 4/2/19

No. C 2509382

✓	QUAN.	ITEM	PRICE	AMOUNT	✓	QUAN.	ITEM	PRICE	AMOUNT	✓	QUAN.	ITEM	PRICE	AMOUNT
		Broccoli Florets												
X	9	BROCCOLI Crown /18ct	12.00	108.00	X	1	EGGS 12/doz	16.00	16.00	X	25	CARROTS 50# 25#	25.00	100.00
X	1	CAULIFLOWER	7.00	7.00	X	1	Yogurt	4.50	4.50			Grabits 100/200 ct		
X	1	CELERY	3.00	3.00	X	1	KALE	23.00	23.00			48/1# Carrot		
		CABBAGE white			X	1	LEeks	1.50	1.50			Baby Carrot		
		CABBAGE red					CORN					Pinto Beans #100		
		CILANTRO					HERBS			X	3	Collard Greens	6.00	18.00
		SPRING MIX 3#					Basil					J. Yel. Onions		
X	2	Pears in shell	4.00	8.00			Chives					Red Onions		
		LETTUCE					Mint			X	2	Turnip Greens	4.00	8.00
X	4	Green Leaf	20.00	80.00			Rosemary					Potatoes		
X	3	Red Leaf	20.00	60.00			Thyme					10/5 Russet		
X	24	Romaine	20.00	480.00	X	1	Apples Fuji box	27.00	27.00			5/10 Russet		
		SPINACH 2 1/2 #					Apples					Ctn. Russet		
		EGGPLANT					Apples Sliced 100/200			X	1	Red Potatoes sz		
X	1	Baby food meat	1.50	1.50			Oranges 113ct	19.00	19.00	X	1	Swiss Chard	34.00	34.00
		PARSLEY Flat /Curly			X	1	Lemons	12.00	12.00	X	1	JAMS Med Jumbo	26.00	26.00
X	1	Cactus	1.50	1.50			Limes			X	1	icama		
		GREEN ONIONS			X	1	Banana's	24.00	24.00	X	1	Sweet Potato	26.00	26.00
		BRADISH					Raspberries			X	1	CUCUMBERS	1.50	1.50
X	1	GREEN BEANS	15.00	15.00			Blueberries	18.00	18.00	X	1	Butternut	2.00	2.00
		SPARAGUS					Blackberries			X	1	SQUASH ACORN	2.00	2.00
X	1	Peanut Butter	7.00	7.00			GRAPES Red	36.00	36.00	X	1	Med. I.T. Squash	18.00	18.00
X	1	BELL PEPPER Green	2.95	2.95			GRAPES Lunch Bunch			X	1	Yellow Squash		
		BELL PEPPER Red			X	1	Kiwi	3.00	3.00	X	1	pk Baby food BANANA	2.50	2.50
		Chili Jalapeno					Mango's			X	1	Avocado (Ripe)	3.80	3.80
		Chili Tomatillo			X	1	Nectarines					Avocado (Firm)		
X	10	Froz Veggies	4.75	47.50			Papaya	18.00	18.00			Garlic (5# Peeled)		
		Alfalfa Sprouts 1#/4oz					Peach	36.00	36.00			Garlic -(Whole)		
		Bean Sprouts					Pear	6.00	6.00	X	1	TOMATOES	2.50	2.50
		Cole Slaw (white cabbage)			X	1	Pineapple	11.00	11.00			ROMA TOMATOES		
		Cabbage Shred Red			X	1	Plum	3.00	3.00			GRAPE TOMATOES		
X	4	Carrot Shred Coin	4.40	17.60	X	1	Strawberry	11.00	11.00	X	1	CHERRY TOMATOES		
		Carrot Sticks 2/4			X	1	Plums	3.00	3.00	X	1	Froz Corn	4.00	4.00
		Celery Sticks 2/4			X	1	MELON	25.00	25.00	X	1	Apr. Whittled Water	1.50	1.50
		Yel. Onions Sliced/Diced			X	1	Cantaloupe	3.00	3.00			MUSHROOMS (sliced)	51.73	51.73
		Red Onions Sliced/Diced			X	1	Honeydew	9.00	9.00			Button Mushroom		
		Tossed Salad / SC			X	1	Watermelon #	6.30	6.30	X	1	Medium Mushroom	2.30	2.30
		Shred Lettuce			X	1						Portabella Mushroom		
		Cabbage/Romaine Blend			X	1						12/8 oz Mushroom		

ORDER FILLED BY

DELIV. BY

REC'D IN GOOD ORDER BY

C.O.D.

43/

TOTAL

1947.40

TERMS: NET CASH - A FINANCE CHARGE OF 1 1/2 % PER MONTH (18% PER YEAR) WILL BE CHARGED ON PAST DUE ACCOUNTS.  
ALL CLAIMS FOR RETURN OF GOODS MUST BE MADE WITHIN 24 HOURS AFTER RECEIPT OF MERCHANDISE.

THANK YOU

1927.90 4.18.19 1-5003-03 17



**THE HAY COMPANY**  
10470 E. McKINLEY  
SANGER, CA 93657  
(559) 251-2981

CUSTOMER P.O. NUMBER \_\_\_\_\_ DATE April 5 20 19

NAME Chaffee Zo

ADDRESS \_\_\_\_\_

CITY \_\_\_\_\_

SOLD BY \_\_\_\_\_ CASH \_\_\_\_\_ CHARGE / CUSTOMER ACCOUNT # \_\_\_\_\_

QUAN.	DESCRIPTION	PRICE	AMOUNT
2	Purina Monty Chow 16	17.90	35.80
1	Wheat Midds		9.98
1	50# White Dalt		6.95
1	50# White Shell		10.50
5	May Leaflet Primate 26.50		132.50
5	May Primate Bisc 28.90		144.50
3	May Parrot Bisc 36.50		109.50
1	Scratch		11.90
40	May Wild Herb Pellets 31.90		1276.00
1	Hayena Crumble		16.50
1	50# Rodent Bisc 7.60		6.90
	Delivery		375.00
		TAX	369.46
		TOTAL	5003.14

TERMS: Bills are due and payable on the 10th of the month. PAST DUE bills are subject to 1 1/2% interest per month. (ANNUAL RATE 18%)

INVOICE

43/

**\$4952.39**

**4952.39**

No. 245346

Rec'd By See by Steve

5-7-19

1-5003-038

**THE HAY COMPANY**  
10470 E. McKINLEY  
SANGER, CA 93657  
(559) 251-2981

CUSTOMER P.O. NUMBER \_\_\_\_\_ DATE April 5 20 19

NAME Chaffee Zo

ADDRESS \_\_\_\_\_

CITY \_\_\_\_\_

SOLD BY \_\_\_\_\_ CASH \_\_\_\_\_ CHARGE / CUSTOMER ACCOUNT # \_\_\_\_\_

QUAN.	DESCRIPTION	PRICE	AMOUNT
	Africa		
42	Bermuda	15.95	765.60
24	Orchard	19.95	478.80
16	Alfalfa	16.95	101.70
	Asia		
16	Orchard	19.95	319.20
12	Bermuda	15.95	191.40
5	Shaw 5045	9.95	49.75
10	Kind Mel	38.80	388.00
1	5# Aquatic Turtle		49.95
2	May Enu	24.90	49.80
2	May Mini Pig Adult	12.25	36.50
2	May Rodent	19.80	39.60
1	May Water fowl Maint		41.95
1	Hamster a flight Cond		20.90
		TAX	
		TOTAL	

TERMS: Bills are due and payable on the 10th of the month. PAST DUE bills are subject to 1 1/2% interest per month. (ANNUAL RATE 18%)

INVOICE

43/

No. 245346

Rec'd By See by Steve

# \* Premier Valley Bank - Visa

Credit Cards													
5003-03 0032	5003-03 0125	5003-08 0092	5004-03	5173-10 0033	5107-10	5057-03 0032	5045-03	5028-03	Fraud				
89.86	1,658.01	55/	49.26	326.05	424.35	263.55	89.05	150.94	310.96	53.21	0.53	64.82	0.65
327.88	1,658.05	51/	49.25		167.20			327.88		45.87	0.46	68.52	0.69
327.88					389.22					49.54	0.50	76.86	0.77
356.83					138.50					53.21	0.53	50.00	0.50
327.88										53.21	0.53	53.71	0.54
327.88										53.21	0.53	53.71	0.54
89.86										53.21	0.53	50.00	0.50
										53.21	0.53	50.00	0.50
										58.71	0.59	64.82	0.65
										58.71	0.59	53.71	0.54
										53.21	0.53	53.71	0.54
										53.21	0.53	53.71	0.54
										53.21	0.53	71.30	0.71
										53.21	0.53	53.71	0.54
										53.21	0.53		
										53.21	0.53		
										64.21	0.64		
										64.21	0.64		
										64.21	0.64		
										64.21	0.64		

↓  
Inv. page 55-61

43/	\$ 1,848.07	\$ 3,316.06	\$ 43/	88.51	\$	326.05	\$	1,119.27	\$	263.55	\$	89.05	\$	478.82	\$	310.96	\$	1,108.19	\$	11.06	\$	818.58	\$	8.21	\$	-	\$	-	\$	-	\$	-	Total
																																	\$ 9,796.38

5045-03 0032 5173-10 0033

\$ 1,946.04

5045-03 0032  
5120-08 0010

Returns \$0.00

\$0.00

Amt Due \$ 9,796.38

# West Coast Processors

19051 Goldenwest St Ste 106-211  
Huntington Beach, CA 92648

## Invoice

Date 1/10/2019 Invoice # 15285

### Bill To

Fresno Chaffee Zoo  
894 W Belmont Ave  
FRESNO, CA 93728

**PAID**  
02/11/2019

### Ship To

Fresno Chaffee Zoo  
894 W Belmont Ave  
FRESNO, CA 93728

P.O. Number	Terms	Rep	Ship	Via	F.O.B.	Booking Number
SEE BELOW	Net 30	LdA	1/9/2019	HTI	Delivered	N/A

Quantity	Lot No.	Description	Price Per/Lb.	Amount
1,014.11	84123	Frozen Pacific Herring 10 kg	0.62	628.75
1,025.17	82271	Frozen Capelin 15 kg Cartons	0.78	799.63
1	Freight	Freight	368.75	368.75

-->P.O.. SLCFISH001R25

5003-03 0032 89.86 54/  
5003-03 0125 1658.01 54/  
5003-08 0092 49.26 54/

Thank you for your business.

**Total**

\$1,797.13 54/

P.417

\* Premier Valley Bank - Visa

The Bug Company  
15941 Tippecanoe Street NE  
Ham Lake, MN 55304  
1-800-451-2576



Date 2/18/2019 Invoice # 1185892

# Invoice

**PAID**  
02/18/2019

## Ship To

Fresno Chaffee Zoo  
894 W. Belmont Ave.  
Fresno, CA 93728

Date	P.O. No.	Account #	Invoice #
2/18/2019		5594985931	1185892

Winter Zoning	Box Type	Weight	Ship Via
			UPS

Quantity	Description	Dept.	Price Each	Amount
17	Crickets Pinheads 1000ct		6.00	102.00
2	Crickets Small 1000ct		8.00	16.00
2	Crickets Medium 1000ct		8.00	16.00
7	Crickets Medium/Large 1000ct		8.00	56.00
1			0.00	0.00
1	Mealworms 500 Count		1.75	1.75
1	Mealworms Regular 1000 Box		3.50	3.50
1	Mealworms 5000 White Bags		17.50	17.50
0	Superworms 1000 OUT OF STOCK		15.00	0.00
1	Waxworm prepack 50 count		2.00	2.00
2	Waxworm Tub (250)		10.00	20.00
1			0.00	0.00
1	Shipping and Handling Next Day		93.13	93.13

P.O. No.	Invoice #	Account #
	1185892	5594985931

p 2/17

5003030032

Total

\$327.88 54/

\* Premier Valley Bank - Visa

The Bug Company  
15941 Tippecanoe Street NE  
Ham Lake, MN 55304  
1-800-451-2576

## Invoice

### Bill To

Fresno Chaffee Zoo  
894 W. Belmont Ave.  
Fresno, CA 93728

Date	P.O. No.	Account #	Invoice #
2/11/2019		5594985931	1182834

Quantity	Description		
17	Crickets Pinheads 1000ct	6.00	102.00
2	Crickets Small 1000ct	8.00	16.00
2	Crickets Medium 1000ct	8.00	16.00
7	Crickets Medium/Large 1000ct	8.00	56.00
1		0.00	0.00
1	Mealworms 500 Count	1.75	1.75
1	Mealworms Regular 1000 Box	3.50	3.50
1	Mealworms 5000 White Bags	17.50	17.50
0	Superworms 1000 OUT OF STOCK	15.00	0.00
1	Waxworm prepack 50 count	2.00	2.00
2	Waxworm Tub (250)	10.00	20.00
1		0.00	0.00
1	Shipping and Handling Next Day	93.13	93.13

Date	P.O. No.	Account #	Invoice #
2/11/2019		5594985931	1182834

5003-03 0032

Sales Tax (0.0%) \$0.00

Total \$327.88 54/

P 417

\* Premier Valley Bank - Visa



## Information

Shipping Method: UPS - Ground

Estimated Arrival: 2/26 - 2/28

## Payment Information

Visa: ending with xxxxxxxxxxxx4160

## Mazuri® Vita-Zu® Mammal Tablet

SKU	0007539	
Formula Number	5M26	
Product Weight	1.5 kg	
Unit Price	\$162.00	
Qty	2	
Subtotal		\$324.00

Total Weight: 6.62 lbs

Subtotal:	\$324.00
Sales Tax:	\$25.84
Shipping:	\$6.99
Grand Total:	\$356.83 <sup>54/</sup>

5603-03 0032

## Resources

[Ask the Expert](#)[Articles](#)[Product News](#)[Newsletter](#)[Grant Announcements](#)

p 4/7

\* Premier Valley Bank - Visa

The Bug Company  
15941 Tippecanoe Street NE  
Ham Lake, MN 55304  
1-800-451-2576

## Invoice

### Bill To

Fresno Chaffee Zoo  
894 W. Belmont Ave.  
Fresno, CA 93728

Date	P.O. No.	Account #	Invoice #
2/25/2019		5594985931	1188956

Quantity	Description	Unit Price	Total Price
17	Crickets Pinheads 1000ct	6.00	102.00
2	Crickets Small 1000ct	8.00	16.00
2	Crickets Medium 1000ct	8.00	16.00
7	Crickets Medium/Large 1000ct	8.00	56.00
1		0.00	0.00
1	Mealworms 500 Count	1.75	1.75
1	Mealworms Regular 1000 Box	3.50	3.50
1	Mealworms 5000 White Bags	17.50	17.50
0	Superworms 1000 OUT OF STOCK	15.00	0.00
1	Waxworm prepack 50 count	2.00	2.00
2	Waxworm Tub (250)	10.00	20.00
1		0.00	0.00
1	Shipping and Handling Next Day	93.13	93.13

Date	P.O. No.	Account #	Invoice #
2/25/2019		5594985931	1188956

5003.03 0032  
Sales Tax (0.0%) \$0.00  
Total \$327.88

\*Premier Valley Bank - Visa

The Bug Company  
15941 Tippecanoe Street NE  
Ham Lake, MN 55304  
1-800-451-2576

## Invoice

### Bill To

Fresno Chaffee Zoo  
894 W. Belmont Ave.  
Fresno, CA 93728

Date	P.O. No.	Account #	Invoice #
3/11/2019		5594985931	1195035

Quantity	Description	Unit Price	Total Price
17	Crickets Pinheads 1000ct	6.00	102.00
2	Crickets Small 1000ct	8.00	16.00
2	Crickets Medium 1000ct	8.00	16.00
7	Crickets Medium/Large 1000ct	8.00	56.00
1		0.00	0.00
1	Mealworms 500 Count	1.75	1.75
1	Mealworms Regular 1000 Box	3.50	3.50
1	Mealworms 5000 White Bags	17.50	17.50
0	Superworms 1000 OUT OF STOCK	15.00	0.00
1	Waxworm prepack 50 count	2.00	2.00
2	Waxworm Tub (250)	10.00	20.00
1		0.00	0.00
1	Shipping and Handling Next Day	93.13	93.13

Date	P.O. No.	Account #	Invoice #
3/11/2019		5594985931	1195035

5003-03 0032  
Sales Tax (0.0%) \$0.00

Total \$327.88 54/

\* Premier Valley Bank - Visa

MAR 03 REC'D

# West Coast Processors

19051 Goldenwest St Ste 106-211  
Huntington Beach, CA 92648

# Invoice

Date 1/31/2019 Invoice # 15300

## Bill To

Fresno Chaffee Zoo  
894 W Belmont Ave  
FRESNO, CA 93728

**PAID**  
03/03/2019

## Ship To

Fresno Chaffee Zoo  
894 W Belmont Ave  
FRESNO, CA 93728

P.O. Number	Terms	Rep	Ship	Via	F.O.B.	Booking Number
SEE BELOW	Net 30	LdA	1/31/2019	HTI	Delivered	N/A

Quantity	Lot No.	Description	Price Per/Lb.	Amount
1,014.16	84123	Frozen Pacific Herring 10 kg	0.62	628.78
1,025.17	82271	Frozen Capelin 15 kg Cartons	0.78	799.63
1	Freight	Freight	368.75	368.75

-->P.O.. SLCFISH001R26

5003-03 0032 89.84 54/  
5003-03 0125 1658.05 54/  
5003-08 0092 49.25 54/

breakdown →

Thank you for your business.

**Total**

**\$1,797.16**

1-500-03-ly  
PLS divide  
3-10-19

\* premier Valley Bank - Visa

# LayneLabs

Natural Diets For Pets & Wildlife

4303 Huasna Rd.  
Arroyo Grande, CA 93420

## INVOICE

DATE 4/8/2019

INVOICE 144690

### CUSTOMER

Chaffee Zoo  
894 W. Belmont Ave.  
Fresno, CA 93728

PHONE

TRACKING 786517773432

ORDER REF

TERMS Net 030

ORDERED	SKU	DESCRIPTION	RATE	EXTENDED
1,000	MF2000	Frozen Mice - Large Pinkies	0.30	300.00
1,000	MF5000	Frozen Mice - Hoppers	0.55	550.00
100	MF4000	Frozen Mice - Large Fuzzies	0.40	40.00
200	MF6000	Frozen Mice - Small	0.65	130.00
100	MF7000	Frozen Mice - Medium	0.75	75.00
1,000	MF8000	Frozen Mice - Large	0.85	850.00
200	RF04000	Frozen Rats - Small	1.75	350.00
20	RF06000	Frozen Rats - Medium	2.25	45.00
100	RF08000	Frozen Rats - Large	2.75	275.00
4	LAYNE LAB..	Freight	54.99	219.96



LayneLabs.com  
Orders@LayneLabs.com  
805-474-1354

Subtotal: \$2,834.96

Sales Tax: (7.75%) \$202.66

Total Cost: \$3,037.62

Payments: \$0.00

**BALANCE DUE:**

\$3,037.62

43/

1-5003-039  
4-14-19

# VALLEY PRODUCE, INC.

P.O. BOX 11664, FRESNO, CALIFORNIA 93774  
e-mail: valleypro@comcast.net

Sold to Fresno Chaffee Zoo  
PHONE (559) 237-3328  
FAX (559) 237-5611

Date 4-9-19

No. **C** 25094830

✓	QUAN.	ITEM	PRICE	AMOUNT	✓	QUAN.	ITEM	PRICE	AMOUNT	✓	QUAN.	ITEM	PRICE	AMOUNT
		Broccoli Florets												
X	(9)	BROCCOLI Crown (18ct)	1100	X (5)	EGGS 15/doz	1000	X (4)	6 BAGS CARROTS (50#) 25#	2500	10000				
X	(4)	CAULIFLOWER	600	X (1)	9+ gogurt	450		Grabits 100/200 ct						
		CELERY		X (2) can	KALE	2100	480	48/1# Carrot						
		CABBAGE white		X (5)	LEEEKS	1000		Baby Carrot						
		CABBAGE red		X (5)	CORN	350		Pinto Beans #100						
		CILANTRO			HERBS		X (1)	25# Beets	2100					
		SPRING MIX 3#		X (3)	Chard	195	5925	J. Yel. Onions						
X	(10)	7oz Veggie	4750		Chives			Red Onions						
		LETTUCE		X (2)	Grapefruit	300	X (1)	Jello-Sugar Free	250					
X	4 can	Green Leaf	19-	7600	Rosemary			Potatoes						
X	3 can	Red Leaf	19-	5700	Thyme			10/5 Russet						
X	24 can	Romaine	2000	48000	X (1)	Cat Food	90	5/10 Russet						
		SPINACH 2 1/2 #		X (5)	Apples Fuji 100 ct	275	13825	Ctn. Russet						
		EGGPLANT			Apples			Red Potatoes sz						
X	(1)	Frozen Corn	475		Apples Sliced 100/200		X (1)	Sweet Potato Jumbo	2500	10000				
		PARSLEY Flat / Curly		X (1)	Dried Fig	375	X (4) can	YAMS Med Jumbo	2500	10000				
X	3 can	Collard Greens	245	7425	X (2)	Oranges	250	5000	Jicama					
		GREEN ONIONS		X (1)	Lemons	125	X (1)	1/5# Turnip	3300					
		RADDISH			Limes		X (5)	CUCUMBERS	1350					
X	10#	GREEN BEANS	2200	X (5)	Banana's	1200	X (1)	Butternut	200					
		ASPARAGUS			Raspberries		X (1)	SQUASH Acorn	200					
X	1 case	Turnip greens	3300	X (6)	Blueberries	1750	X (3) can	Med. I.T. Squash	1300	5400				
X	1 case	BELL PEPPER Green	3100		Blackberries		X (2) can	Yellow Squash	2200	4400				
		BELL PEPPER Red			GRAPES Red		X (3)	Hal. Veg Out	950	2850				
		Chili Jalapeno			GRAPES Lunch Bunch		X (3)	Avocado (Ripe) 5045-03	450					
		Chili Tomatillo		X (2)	Kiwi	300		Avocado (Firm)						
		Chili Long Grn/Pasilla		X (1) can	Mango's	1350		Garlic (5# Peeled)						
X	1 case	Cactus	215		Nectarines			Garlic (Whole)						
		Alfalfa Sprouts 1#/4oz		X (4)	Papaya	1000	X (2)	Baby Food meat	300					
		Bean Sprouts			Peach		X (1) can	TOMATOES LL	2500					
		Cole Slaw (white cabbage)		X (1) can	Pear	3650		ROMA TOMATOES						
		Cabbage Shred Red		X (2)	Pineapple	600		GRAPE TOMATOES						
X	4#	Carrot Shreds / Gcm	440	X (3)	Plum	330		CHERRY TOMATOES						
		Carrot Sticks 2/4		X (4)	Strawberry	1100	X (2) can	Apple Juice 16oz	3350					
		Celery Sticks 2/4		X (6)	Coconut	1200	X (1/2) PK	BANANA baby food	250					
		Yel. Onions Sliced/Diced			MELON			MUSHROOMS (sliced)						
		Red Onions Sliced/Diced		X (7)	Cantaloupe	1750		Button Mushroom						
		Tossed Salad / SC		X (1)	Honeydew	350	X (20)	Medium Mushroom	4600					
		Shred Lettuce		X (7)	Watermelon #	850	5950	Portabella Mushroom						
		Cabbage/Romaine Blend		X (3)	Red Gatorade Powder	4050		12/8 oz. Mushroom						

ORDER FILLED BY

DELIV. BY

REC'D IN GOOD ORDER BY

C.O.D.

TOTAL **2129.35**

43/

TERMS: NET CASH - A FINANCE CHARGE OF 1 1/2% PER MONTH (18% PER YEAR) WILL BE CHARGED ON PAST DUE ACCOUNTS.  
ALL CLAIMS FOR RETURN OF GOODS MUST BE MADE WITHIN 24 HOURS AFTER RECEIPT OF MERCHANDISE.

THANK YOU

#2,100.85 E-15003-03 0032  
4-24-19



# VALLEY PRODUCE, INC.

P.O. BOX 11664, FRESNO, CALIFORNIA 93774

E-mail: valleypro@comcast.net

Sold to

*Fresno Chaffee Zoo*

Date

*4-16-19*

PHONE (559) 237-3328

FAX (559) 237-5611

No. C 2509609

✓	QUAN.	ITEM	PRICE	AMOUNT	✓	QUAN.	ITEM	PRICE	AMOUNT	✓	QUAN.	ITEM	PRICE	AMOUNT
		Broccoli					EGGS 12/doz					CARROTS 50# 1/2#		7350
X	③	BROCCOLI Crown 18ct	1260	X	④	St Yogurt	450					Grabits 100/200 ct		
X	④	CAULIFLOWER	760	X	②	KALE	42.00					48/1# Carrot		
		CELERY		X	③	BEANS	1350					Baby Carrot		
		CABBAGE white		X	③	CORN	900					Pinto Beans #100		
		CABBAGE red		X	③	HERBS						7oz Veggie		4750
		CILANTRO				Basil						J. Yel. Onions		
		SPRING MIX 3#				Chives						Red Onions		
		LETTUCE				Mint						7oz Corn		475
X	4	Green Leaf	76.00			Rosemary						Potatoes		
X	3	Red Leaf	57.00			Thyme						10/5 Russet		
X	24	Romaine	564.00	X	1	Block of cheese	800					5/10 Russet		
		SPINACH 2 1/2 #		X		Apples 100-250g	116.00					Ctn. Russet		
		EGGPLANT				Apples						Red Potatoes sz		
		PARSLEY Flat / Curly		X	1	Kiwi	300	X				YAMS Med / Jumbo		1875
X	②	1 PKG BANANA CRY Food	250	X	1	Oranges 113-80	75.75	X				Alcama		7800
		GREEN ONIONS		X	1	Lemons	100	X				Yams B. Sweet Potatoes		3100
		RADDISH				Limes		X	15			CUCUMBERS		12.00
X	10	GREEN BEANS	15.00	X	4	Banana's	96.00	X				SQUASH Butternut		175
		ASPARAGUS				Raspberries		X	1			Med. I.T. Squash		70.00
X	②	Peanut Butter 1/2 lb	1800			Blueberries		X	4			Yellow Squash		42.00
X	10	BELL PEPPER Green	28.00			Blackberries		X	2			Grey Striped		42.00
		BELL PEPPER Red				GRAPES Red		X	3			Avocado (Ripe)		450
		Chili Jalapeno				GRAPES Lunch Bunch		X				Avocado (Firm)		
		Chili Tomatillo				Mango's	12.75					Garlic (5# Peeled)		
X	3	Swiss Chard	57.00	X	1	Nectarines						Garlic (Whole)		
		Alfalfa Sprouts 1#/4oz		X	④	Papaya	14.00	X				Apple Juice 14/10oz		1525
		Bean Sprouts				Peach		X				TOMATOES		2650
		Cole Slaw (white cabbage)				Pear						ROMA TOMATOES		
		Cabbage Shred Red		X	②	Pineapple	600					GRAPE TOMATOES		
		Carrot, Shred / Coin		X	3	Plum	330					CHERRY TOMATOES		
		Carrot Sticks 2/4		X	④	Strawberry	1000	X				Collard Greens		7425
		Celery Sticks 2/4		X	2	Grapefruit	240	X				Turnip green		2375
		Yel. Onions Sliced/Diced				MELON						MUSHROOMS (sliced)		
		Red Onions Sliced/Diced		X	④	Cantaloupe	2450					Button Mushroom		
		Tossed Salad / SC		X	④	Honeydew	450	X	10			Medium Mushroom		2300
		Shred Lettuce		X	④	Watermelon #	37.00					Portabella Mushroom		
		Cabbage/Romaine Blend										128 oz. Mushroom		

ORDER FILLED BY

DELIV. BY

REC'D IN GOOD ORDER BY

1-500383 0032

TOTAL

1871015

TERMS: NET CASH - A FINANCE CHARGE OF 1 1/2 % PER MONTH (18% PER YEAR) WILL BE CHARGED ON PAST DUE ACCOUNTS

ALL CLAIMS FOR RETURN OF GOODS MUST BE MADE WITHIN 24 HOURS AFTER RECEIPT OF MERCHANDISE

THANK YOU

43

**Date** 7/20/11

**No. C 2609959**

**FAX (559) 237-5611**

C.O.D.

**TOTAL ▶**

THANK YOU

Total :\$ 1805.90





# ENERGY STATEMENT

[www.pge.com/MyEnergy](http://www.pge.com/MyEnergy)

Account No: 2664600004-7

Statement Date: 04/24/2019

Due Date: 05/13/2019

## Service For:

FRESNO'S CHAFFEE ZOO CORPORATION  
890 W BELMONT AVE  
FRESNO, CA 93728

## Your Account Summary

Amount Due on Previous Statement	\$2,078.69
Payment(s) Received Since Last Statement	-2,078.69
Previous Unpaid Balance	\$0.00
Current Gas Charges	<b>\$1,105.93</b>

## Questions about your bill?

Business Specialist available:  
Mon-Fri: 7am to 6pm  
1-800-468-4743  
[www.pge.com/MyEnergy](http://www.pge.com/MyEnergy)

**Total Amount Due by 05/13/2019 \$1,105.93**

1-5191-00 0087

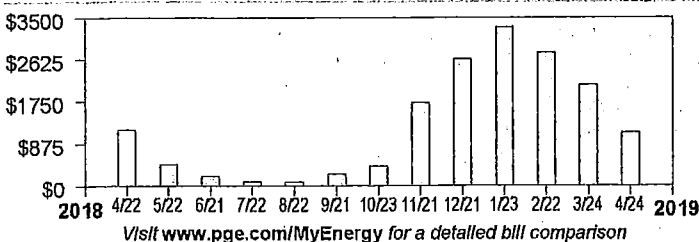
*[Signature]*  
5-6-15

## Ways To Pay

[www.pge.com/waystopay](http://www.pge.com/waystopay)

## Gas Monthly Billing History

### Daily Usage Comparison



1 Year Ago	Last Period	Current Period
35.33	55.44	29.86
Gas Therms / Day		

Visit [www.pge.com/MyEnergy](http://www.pge.com/MyEnergy) for a detailed bill comparison

## Important Messages

**Thank you for your timely payments** You have an excellent payment record with us, and we thank you for your prompt payments.



# ENERGY STATEMENT

www.pge.com/MyEnergy

Account No: 2664600004-7

Statement Date: 04/24/2019

Due Date: 05/13/2019

APR 29 2019

## Details of Gas Charges

03/23/2019 - 04/23/2019 (32 billing days)

Service For: 890 W BELMONT AVE

Service Agreement ID: 2664600103 ZOO RAIN FOREST WATER HEATER

Rate Schedule: GNR1 Gas Service to Small Commercial Customers

### 03/23/2019 - 03/31/2019

Customer Charge	9 days @ \$1.66489	\$14.98
Gas Charges		
First 4,000 Therms/month	266.906250 Therms @ \$1.19004	317.63
Gas PPP Surcharge (\$0.04319/Therm)		11.53
Fresno Recovery Fee		3.33

### 04/01/2019 - 04/23/2019

Customer Charge	23 days @ \$1.66489	\$38.29
Gas Charges		
First 4,000 Therms/month	682.093750 Therms @ \$1.00206	683.50
Gas PPP Surcharge (\$0.04319/Therm)		29.45
Fresno Recovery Fee		7.22

**Total Gas Charges \$1,105.93**

## Service Information

Meter #	44771232
Current Meter Reading	51,556
Prior Meter Reading	50,634
Difference	922
Multiplier	1.029762
Total Usage	949.000000 Therms
Serial	Y

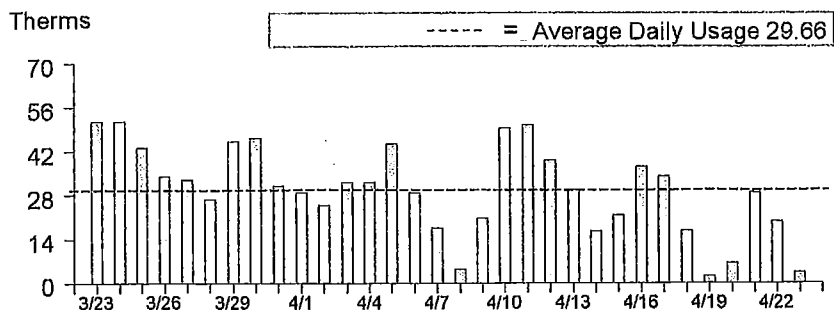
## Gas Procurement Costs (\$/Therm)

03/23/2019 - 03/31/2019	\$0.37130
04/01/2019 - 04/23/2019	\$0.29621

## Additional Messages

**Customer Charge** To help deliver safe, reliable and affordable gas service to your business, PG&E charges a customer fee which is based on your highest average daily gas usage within the past 12 months. For the billing period ending on 01/22/2019, your highest average daily gas usage was 77.1 therms.

## Gas Usage This Period: 949.000000 Therms, 32 billing days



Visit [www.pge.com/MyEnergy](http://www.pge.com/MyEnergy) for a detailed bill comparison.

## Service For:

FRESNO'S CHAFFEE ZOO CORPORATION  
894 W BELMONT AVE  
FRESNO, CA 93728

## Your Account Summary

Amount Due on Previous Statement  
Payment(s) Received Since Last Statement  
Previous Unpaid Balance  
Current Electric Charges

\$35,980.72  
-35,980.72  
\$0.00  
\$41,476.59

### Questions about your bill?

Business Specialist available:  
Mon-Fri: 7am to 6pm  
1-800-468-4743  
[www.pge.com/MyEnergy](http://www.pge.com/MyEnergy)

### Ways To Pay

[www.pge.com/waystopay](http://www.pge.com/waystopay)

**Total Amount Due by 05/24/2019**

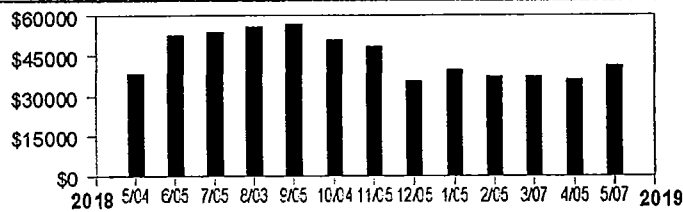
**\$41,476.59**

48/

1-5191-00 0087  
S-15-15

### Electric Monthly Billing History

#### Daily Usage Comparison



Visit [www.pge.com/MyEnergy](http://www.pge.com/MyEnergy) for a detailed bill comparison

1 Year Ago Period	Last Period	Current Period
9019.60	8893.90	8664.15

Electric kWh / Day

Please return this portion with your payment. No staples or paper clips. Do not fold. Thank you.

99905915064925500041476590004147659



Account Number: **5915064925-5**  
Due Date: **05/24/2019**

Total Amount Due:  
**\$41,476.59**

Amount Enclosed:

\$

FRESNO'S CHAFFEE ZOO CORPORATION  
894 W BELMONT AVE  
FRESNO, CA 93728-2807

PG&E  
BOX 997300  
SACRAMENTO, CA 95899-7300

## Details of Electric Charges

04/05/2019 - 05/06/2019 (32 billing days)

Service For: 894 W BELMONT AVE

Service Agreement ID: 5915064187

Rate Schedule: E19S Medium General Demand-Metered TOU Service

04/05/2019 - 04/30/2019

Customer Charge	26 days @ \$19.71253	\$512.53
Demand Charge <sup>1</sup>		
Max Part Peak	518.400000 kW @ \$0.13000	54.76
Max Demand	518.400000 kW @ \$18.30000	7,707.96
Energy Charges		
Part Peak	93,491.400000 kWh @ \$0.11308	10,572.01
Off Peak	132,253.200000 kWh @ \$0.09665	12,782.27
Power Factor Adjustment (@ 91.00% Power Factor)		-67.72
Energy Commission Tax		67.72

05/01/2019 - 05/06/2019

Customer Charge	6 days @ \$19.71253	\$118.28
Demand Charge <sup>1</sup>		
Max Peak	470.400000 kW @ \$20.97000	1,849.55
Max Part Peak	446.400000 kW @ \$5.81000	486.30
Max Demand	475.200000 kW @ \$19.53000	1,740.12
Energy Charges		
Peak	10,273.200000 kWh @ \$0.16484	1,693.43
Part Peak	10,356.000000 kWh @ \$0.11883	1,230.60
Off Peak	30,879.000000 kWh @ \$0.08837	2,728.78
Power Factor Adjustment (@ 91.00% Power Factor)		-15.45
Energy Commission Tax		15.45

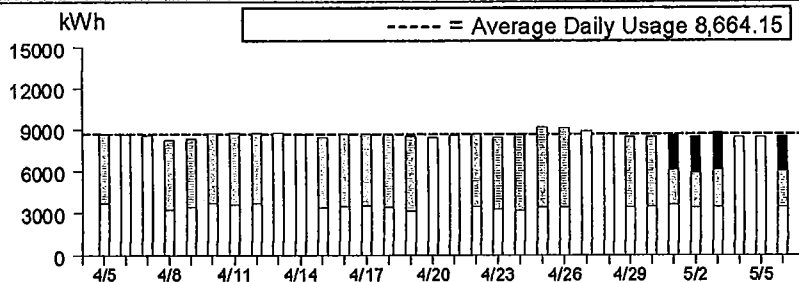
**Total Electric Charges \$41,476.59**

<sup>1</sup> Demand charges are prorated for the number of days in each rate period

## Service Information

Meter #	1010078518
Total Usage	277,252.800000 kWh
Meter #	1010078518
Reactive Power	123,460.800000 kVar
Serial	L
Rotating Outage Block	8H

## Electric Usage This Period: 277,252.800000 kWh, 32 billing days



	Usage	Energy Charges
■ Peak <sup>1</sup>	3.70%	\$1,693.43
■ Part Peak <sup>2</sup>	37.47%	\$11,802.61
□ Off Peak <sup>3</sup>	58.83%	\$15,511.05

<sup>1</sup>Peak: 5/1-10/31 12:00pm-6:00pm, M-F (except Holidays);

<sup>2</sup>Part Peak: 5/1-10/31 8:30am-12:00pm, 6:00pm-9:30pm, M-F (except Holidays); 11/1-4/30 8:30am-9:30pm, M-F (except Holidays);

<sup>3</sup>Off Peak: Year Round 9:30pm - 8:30am, M-F (except Holidays); Sat-Sun; Holidays

## Service For:

FRESNO'S CHAFFEE ZOO CORPORATION  
890 W BELMONT AVE  
FRESNO, CA 93728

## Your Account Summary

Amount Due on Previous Statement  
Payment(s) Received Since Last Statement  
Previous Unpaid Balance  
Current Electric Charges

\$2,158.36  
-2,158.36  
\$0.00  
\$2,626.67

## Questions about your bill?

Business Specialist available:  
Mon-Fri: 7am to 6pm  
1-800-468-4743  
[www.pge.com/MyEnergy](http://www.pge.com/MyEnergy)

## Ways To Pay

[www.pge.com/waystopay](http://www.pge.com/waystopay)

**Total Amount Due by 05/28/2019**

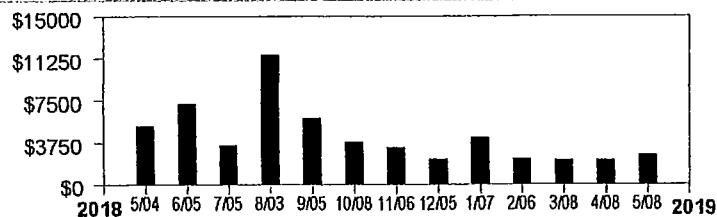
**\$2,626.67**

1-5191-00 0087

*[Handwritten signature]*  
5-18-19

## Electric Monthly Billing History

## Daily Usage Comparison



1 Year Ago Period	Last Period	Current Period
1214.50	439.51	462.39
Electric kWh / Day		

Visit [www.pge.com/MyEnergy](http://www.pge.com/MyEnergy) for a detailed bill comparison

Please return this portion with your payment. No staples or paper clips. Do not fold. Thank you.

99907044237853800002626670000262667



Account Number: **7044237853-8**  
Due Date: **05/28/2019**

Total Amount Due: **\$2,626.67**

Amount Enclosed: **\$**

087310025418 01 AV 0.38 148 5604 3



FRESNO'S CHAFFEE ZOO CORPORATION  
894 W BELMONT AVE  
FRESNO, CA 93728-2807

PG&E  
BOX 997300  
SACRAMENTO, CA 95899-7300



## Details of Electric Charges

04/05/2019 - 05/06/2019 (32 billing days)

Service For: 890 W BELMONT AVE

Service Agreement ID: 7044237158

## Service Information

Meter #

1004578075

Total Usage

14,796.000000 kWh

Serial

L

Rotating Outage Block

8H

04/05/2019 – 05/06/2019

Rate Schedule: NEMEXPM

Rate Description: Net Energy Metering Service

Net Charges

\$2,622.23

Energy Commission Tax

4.44

---

**Total Electric Charges**

**\$2,626.67**



Visit [www.pge.com/MyEnergy](http://www.pge.com/MyEnergy) for a detailed bill comparison.

## Service For:

FRESNO'S CHAFFEE ZOO CORPORATION  
894 W BELMONT AVE  
FRESNO, CA 93728

## Questions about your bill?

Business Specialist available:  
Mon-Fri: 7am to 6pm  
1-800-468-4743  
[www.pge.com/MyEnergy](http://www.pge.com/MyEnergy)

## Ways To Pay

[www.pge.com/waystopay](http://www.pge.com/waystopay)

## Your Account Summary

Amount Due on Previous Statement	\$9,500.25
Payment(s) Received Since Last Statement	-9,500.00
Previous Unpaid Balance	\$0.25
Current Gas Charges	\$5,043.47

**Total Amount Due by 05/28/2019**

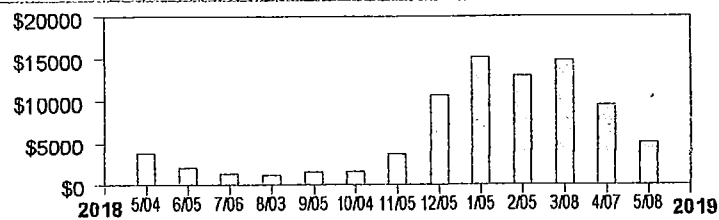
**\$5,043.72**

1-5191-00 0087

5-15-19

## Gas Monthly Billing History

### Daily Usage Comparison



Visit [www.pge.com/MyEnergy](http://www.pge.com/MyEnergy) for a detailed bill comparison

1 Year Ago	Last Period	Current Period
124.06	304.80	159.78
Gas Therms / Day		

Please return this portion with your payment. No staples or paper clips. Do not fold. Thank you.

99901934497681600005043470000504372



Account Number: **1934497681-6**  
Due Date: **05/28/2019**

Total Amount Due: **\$5,043.72**

Amount Enclosed: **\$**

087310025417 01 AV 0.38 148 5603 3



FRESNO'S CHAFFEE ZOO CORPORATION  
894 W BELMONT AVE  
FRESNO, CA 93728-2807

PG&E  
BOX 997300  
SACRAMENTO, CA 95899-7300



## Details of Gas Charges

04/06/2019 - 05/07/2019 (32 billing days)

Service For: 894 W BELMONT AVE

Service Agreement ID: 1934497465

Rate Schedule: GNR1 Gas Service to Small Commercial Customers

### 04/06/2019 - 04/30/2019

Customer Charge	25 days @ \$2.14936	\$53.73
Gas Charges		
First 4,000 Therms/month	3,125.000000 Therms @ \$1.00206	3,131.44
> 4,000 Therms/month	869.531250 Therms @ \$0.72194	627.75
Gas PPP Surcharge (\$0.04319/Therm)		172.52
Fresno Recovery Fee		38.13

### 05/01/2019 - 05/07/2019

Customer Charge	7 days @ \$2.14936	\$15.05
Gas Charges		
First 4,000 Therms/month	875.000000 Therms @ \$0.90760	794.15
> 4,000 Therms/month	243.468750 Therms @ \$0.62748	152.77
Gas PPP Surcharge (\$0.04319/Therm)		48.31
Fresno Recovery Fee		9.62

**Total Gas Charges \$5,043.47**

## Service Information

Meter #	61202044
Current Meter Reading	25,568
Prior Meter Reading	21,828
Difference	3,740
Multiplier	1.367024
Total Usage	5,113.000000 Therms
Serial	L

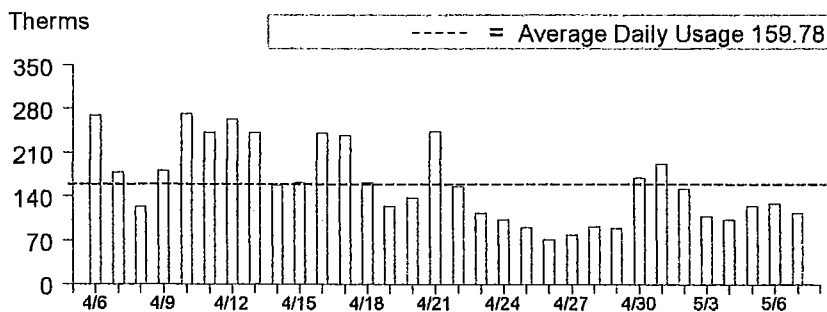
## Gas Procurement Costs (\$/Therm)

04/06/2019 - 04/30/2019	\$0.29621
05/01/2019 - 05/07/2019	\$0.20175

## Additional Messages

**Customer Charge** To help deliver safe, reliable and affordable gas service to your business, PG&E charges a customer fee which is based on your highest average daily gas usage within the past 12 months. For the billing period ending on 03/06/2019, your highest average daily gas usage was 474.6 therms.

## Gas Usage This Period: 5,113.000000 Therms, 32 billing days



Visit [www.pge.com/MyEnergy](http://www.pge.com/MyEnergy) for a detailed bill comparison.